



CITY OF CIBOLO, TEXAS

QUARTERLY INVESTMENT REPORT

Quarter Ending: June 30, 2021

Portfolio / Report Group: All Po	Prior	Current						
	Market Value	Market Value	Book Value	Accrued Interest	Interest Received	% of Portfolio	YTM @ Cost	WAM
General Fund	12,255,998	13,531,141	13,529,545	9,435	1,022	22.6%	0.10	5
Debt Service Fund	1,488,774	1,615,479	1,615,479	-	656	2.7%	0.25	1
Economic Development Fund	832,482	939,473	939,473	-	31	1.6%	0.02	1
Water Fund	6,669,362	5,332,083	5,332,083	-	866	8.9%	0.09	1
Special Fund	10,909,402	10,926,602	10,926,602	-	2,042	18.2%	0.11	1
Capital Fund	34,807,145	27,650,071	27,650,071	-	1,854	46.1%	0.03	1
Total	66,963,163	59,994,848	59,993,252	9,435	6,471	100.0%	0.073	2

Benchmark rate: six month treasury 0.06 182
 one year treasury 0.09 365

This report is in compliance with the approved investment policies and strategies.

 City Manager, Investment Officer Date

 Director of Finance, Investment Officer Date

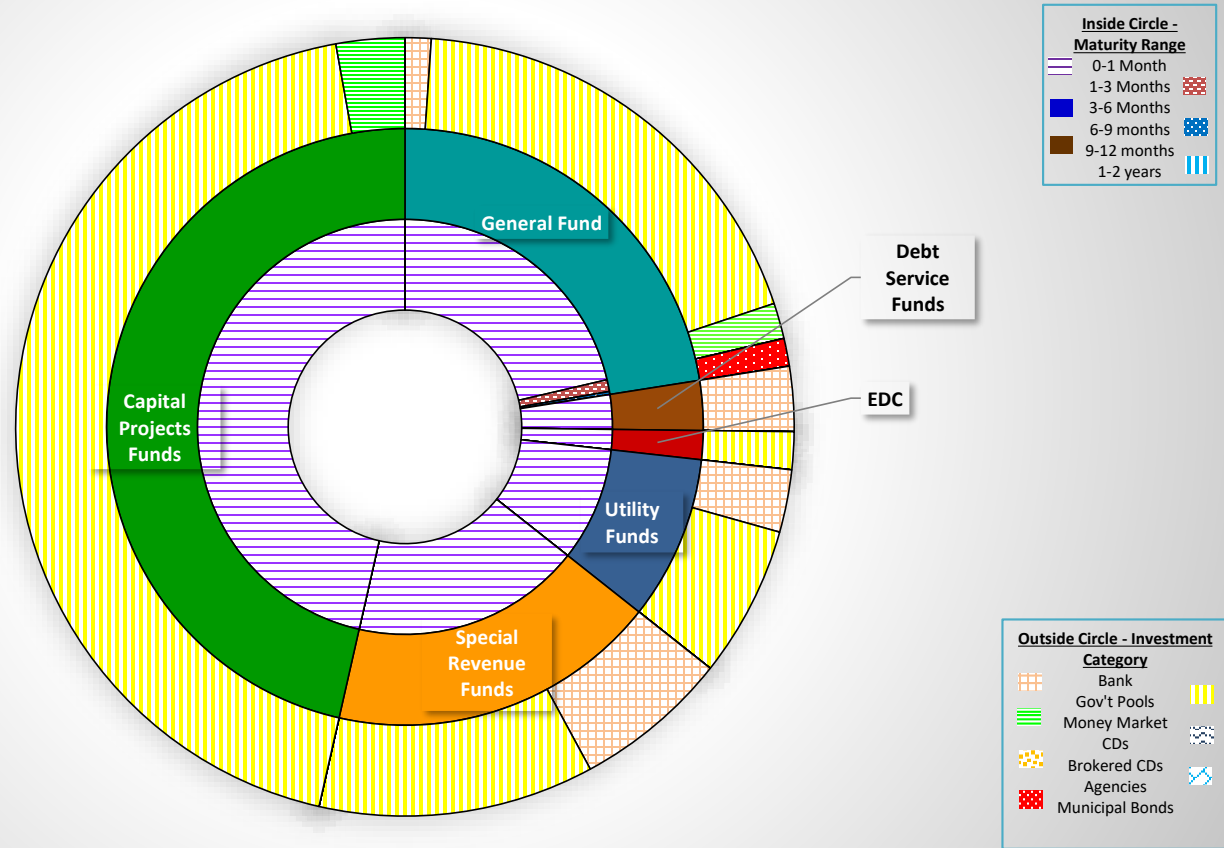


CITY OF CIBOLO, TEXAS

QUARTERLY INVESTMENT REPORT

Quarter Ending: June 30, 2021

Combined Portfolio



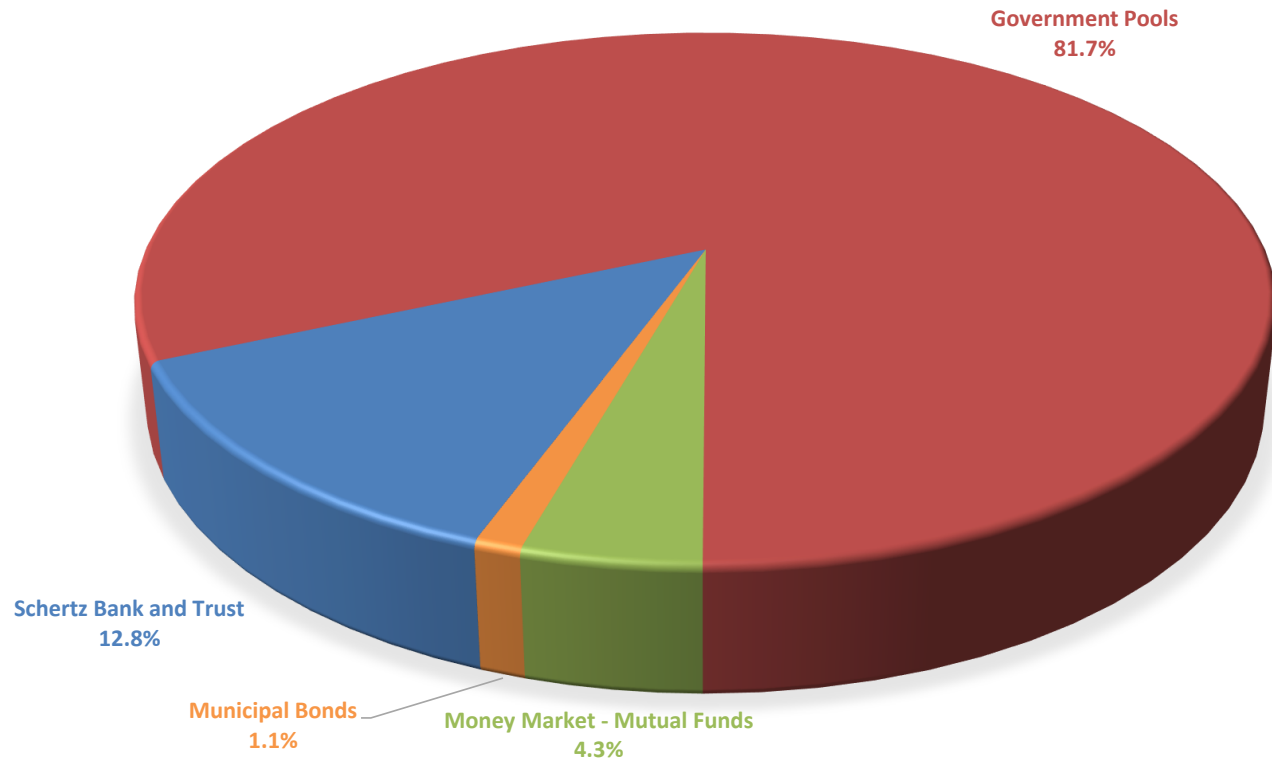


CITY OF CIBOLO, TEXAS

QUARTERLY INVESTMENT REPORT

Quarter Ending: June 30, 2021

PORTFOLIO HOLDINGS DISTRIBUTION BY ASSET CATEGORY



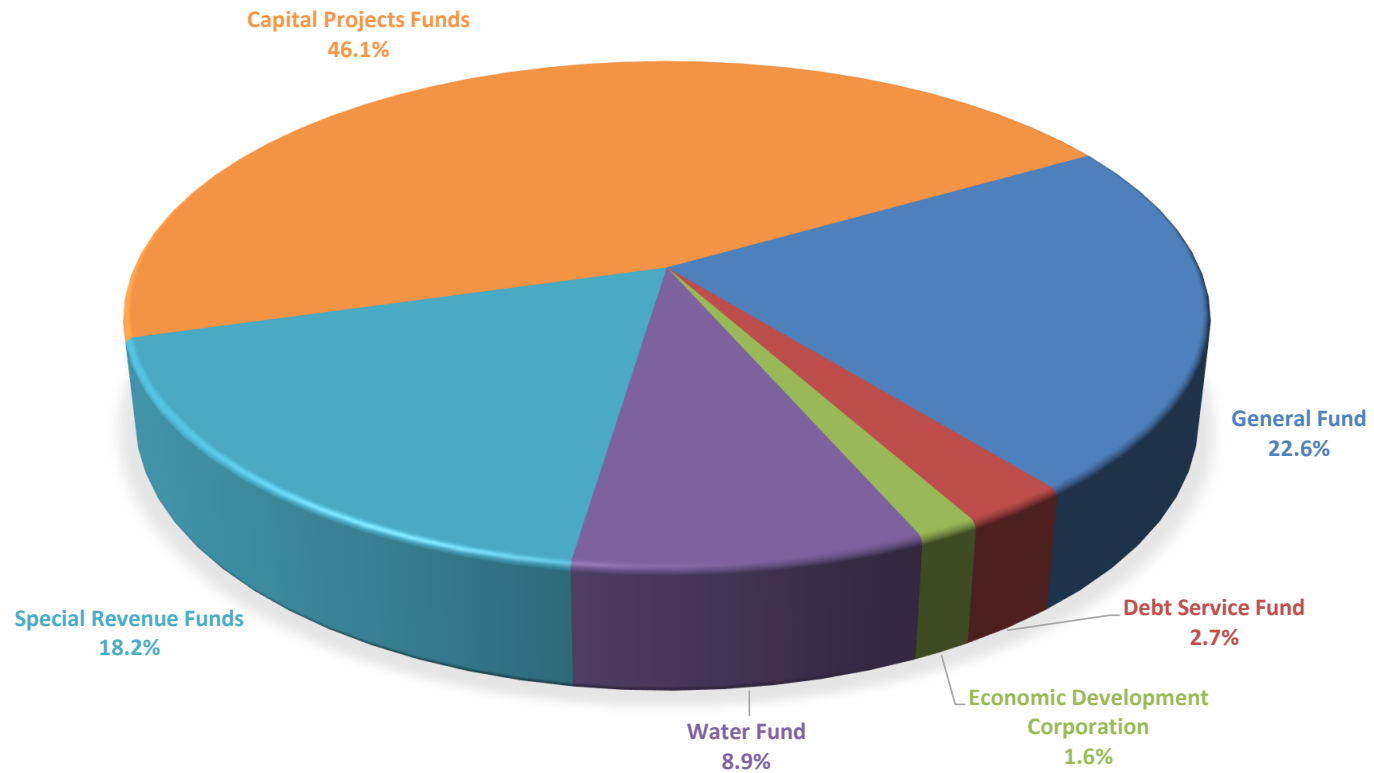


CITY OF CIBOLO, TEXAS

QUARTERLY INVESTMENT REPORT

Quarter Ending: June 30, 2021

PORTFOLIO HOLDINGS DISTRIBUTION BY ASSET CLASS



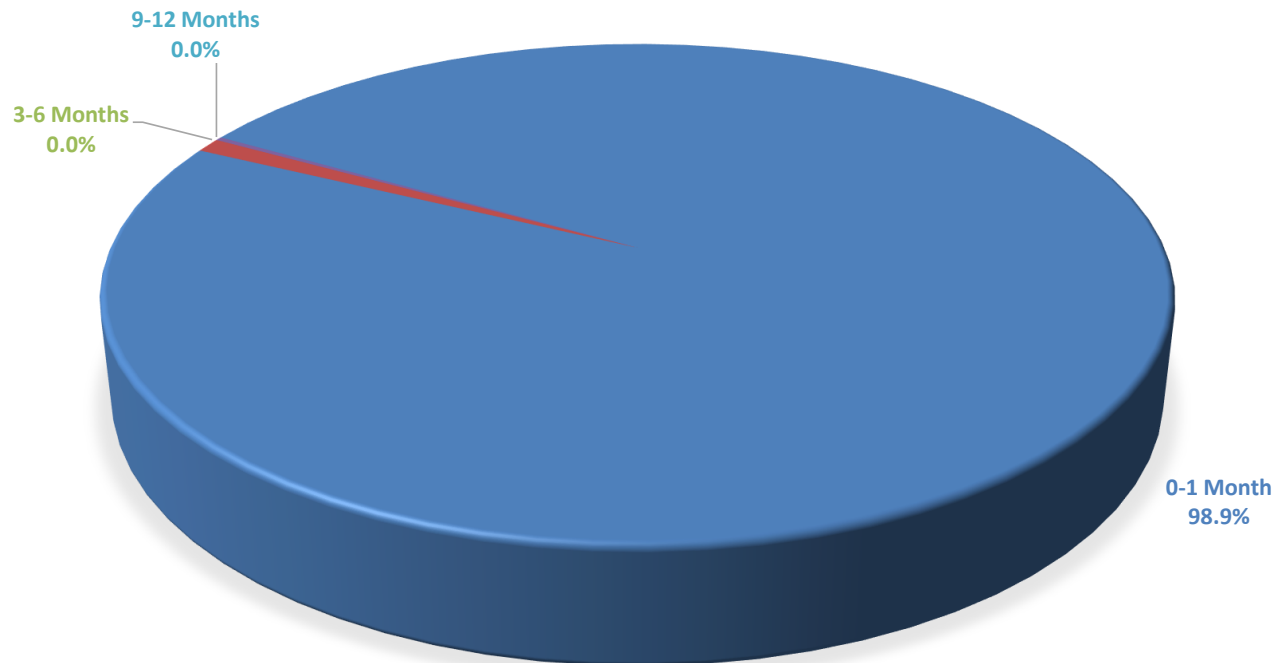


CITY OF CIBOLO, TEXAS

QUARTERLY INVESTMENT REPORT

Quarter Ending: June 30, 2021

PORTFOLIO HOLDINGS DISTRIBUTION BY MATURITY RANGE



City of Cibolo
Date To Date
Q U A R T E R L Y Investment Report
Report Format: By Transaction
Group By: Asset Category
Portfolio / Report Group: All Portfolios
Begin Date: 4/30/2021, End Date: 6/30/2021

Description	CUSIP/Ticker	Credit Rating	Portfolio Name	Beginning MV	Ending BV	Ending MV	Interest/ Dividends	Ending Market Accrued Interest	Ending YTM @ Cost	Maturity Date	Days To Maturity
1. Schertz Bank and Trust											
Schertz Bank & Trust - 5046 MM	MM5046	None	038 Child Safety Program	74,176.30	68,396.94	68,396.94	27.46	N/A	0.250	N/A	1
Schertz Bank & Trust - 5046 MM	MM5046	None	033 Court Technology Fees	6,613.73	7,193.39	7,193.39	2.95	N/A	0.250	N/A	1
Schertz Bank & Trust - 5046 MM	MM5046	None	035B Police - State Forfeiture Account	42,435.95	49,480.90	49,480.90	20.31	N/A	0.250	N/A	1
Schertz Bank & Trust - 5046 MM	MM5046	None	036 Police Education Funds	15,204.91	17,778.63	17,778.63	7.29	N/A	0.250	N/A	1
Schertz Bank & Trust - 5046 MM	MM5046	None	035A Police - Federal Forfeiture	28.06	28.08	28.08	0.02	N/A	0.250	N/A	1
Schertz Bank & Trust - 5046 MM	MM5046	None	037 Police Special Fund	12,345.33	12,850.60	12,850.60	5.27	N/A	0.250	N/A	1
Schertz Bank & Trust - 5046 MM	MM5046	None	034 Court Security Fees	17,038.66	16,574.73	16,574.73	6.80	N/A	0.250	N/A	1
Schertz Bank & Trust - 5763 MM	MM5763	None	029 Traffic Impact Fees	730,591.89	730,897.17	730,897.17	305.28	N/A	0.250	N/A	1
Schertz Bank & Trust - 5763 MM	MM5763	None	031 Drainage Impact Fees	916,893.48	917,276.60	917,276.60	383.12	N/A	0.250	N/A	1
Schertz Bank & Trust - 5763 MM	MM5763	None	024 Waste Water Impact Fees	498,589.95	498,798.29	498,798.29	208.34	N/A	0.250	N/A	1
Schertz Bank & Trust - 5763 MM	MM5763	None	032 Park Land Fees	393,411.29	393,575.68	393,575.68	164.39	N/A	0.250	N/A	1
Schertz Bank & Trust - 5763 MM	MM5763	None	030 Street Impact Fees	3,856.82	3,858.43	3,858.43	1.61	N/A	0.250	N/A	1
Schertz Bank & Trust - 5763 MM	MM5763	None	022 Water Impact Fees	1,123,024.44	1,123,493.70	1,123,493.70	469.26	N/A	0.250	N/A	1
Schertz Bank & Trust - Payroll MM	MM5810	None	001 General Fund	809.54	818.15	818.15	8.61	N/A	0.250	N/A	1
Schertz Bank & Trust MM	MM5801	None	003 Debt Service Fund	1,527,141.45	1,615,478.74	1,615,478.74	655.52	N/A	0.250	N/A	1
Schertz Bank & Trust-5712 MM	MM5712	None	001 General Fund	468,180.00	648,050.36	648,050.36	445.64	N/A	0.250	N/A	1
Schertz Bank & Trust-5712 MM	MM5712	None	021 Special Events	27,096.90	28,886.80	28,886.80	23.66	N/A	0.250	N/A	1
Schertz Bank & Trust-5712 MM	MM5712	None	020 Grant Fund	400,077.14	669.19	669.19	0.55	N/A	0.250	N/A	1
Schertz Bank & Trust-5720 MM	MM5720	None	002 Water & Sewer Fund	1,566,525.19	1,460,470.18	1,460,470.18	674.61	N/A	0.250	N/A	1
Schertz Bank & Trust-5720 MM	MM5720	None	040 Drainage Utility District	104,039.31	97,980.06	97,980.06	39.22	N/A	0.250	N/A	1
Sub Total/Average 1. Schertz Bank and Trust				7,928,080.34	7,692,556.62	7,692,556.62	3,449.91	0.00	0.250		1
2. Government Pools											
Texas CLASS LGIP	CLASS0001	None	001 General Fund	984,707.61	986,350.49	986,350.49	115.12	N/A	0.061	N/A	1
Texas CLASS LGIP	CLASS0002	None	002 Water & Sewer Fund	536,764.55	536,827.24	536,827.24	62.69	N/A	0.061	N/A	1
Texas CLASS LGIP	CLASS0004	None	055 2012 Revenue Bonds	536,764.55	536,827.24	536,827.24	62.69	N/A	0.061	N/A	1
Texas CLASS LGIP	CLASS0005	None	060 2015 GO Bonds-Rd Improv	1,584.79	58.97	58.97	1.94	N/A	0.061	N/A	1
Texas CLASS LGIP	CLASS0005	None	062 2015 GO Bonds - Rd Improv FM1103	146,980.27	109.89	109.89	3.62	N/A	0.061	N/A	1
Texas CLASS LGIP	CLASS0006	None	056 2013 GO Bonds - Town Creek	513,364.29	513,424.28	513,424.28	59.99	N/A	0.061	N/A	1
Texas CLASS-0003 LGIP	CLASS0003	None	053 2011 GO Bonds - Town Creek Reg Det	451,005.40	451,058.05	451,058.05	52.65	N/A	0.061	N/A	1
Texas CLASS-0007 LGIP	CLASS0007	None	029 Traffic Impact Fees	349,070.07	349,110.83	349,110.83	40.76	N/A	0.061	N/A	1
Texas CLASS-0007 LGIP	CLASS0007	None	031 Drainage Impact Fees	400,556.34	400,603.13	400,603.13	46.79	N/A	0.061	N/A	1
Texas CLASS-0007 LGIP	CLASS0007	None	024 Waste Water Impact Fees	217,471.15	217,496.54	217,496.54	25.39	N/A	0.061	N/A	1
Texas CLASS-0007 LGIP	CLASS0007	None	032 Park Land Fees	106,431.05	106,443.48	106,443.48	12.43	N/A	0.061	N/A	1
TexPool - 0002 LGIP	LGIP0002	None	029 Traffic Impact Fees	452,845.58	528,205.31	528,205.31	10.33	N/A	0.013	N/A	1
TexPool - 0002 LGIP	LGIP0002	None	031 Drainage Impact Fees	891,601.73	930,404.72	930,404.72	18.19	N/A	0.013	N/A	1
TexPool - 0002 LGIP	LGIP0002	None	024 Waste Water Impact Fees	1,016,228.51	743,689.93	743,689.93	14.55	N/A	0.013	N/A	1
TexPool - 0002 LGIP	LGIP0002	None	032 Park Land Fees	139,912.36	162,115.53	162,115.53	3.17	N/A	0.013	N/A	1
TexPool - 0002 LGIP	LGIP0002	None	022 Water Impact Fees	517,809.39	656,297.03	656,297.03	12.84	N/A	0.013	N/A	1

Description	CUSIP/Ticker	Credit Rating	Portfolio Name	Beginning MV	Ending BV	Ending MV	Interest/Dividends	Ending Market Accrued Interest	Ending YTM @ Cost	Maturity Date	Days To Maturity
TexPool - 0003 LGIP	LGIP0003	None	002 Water & Sewer Fund	1,727,888.64	1,727,921.98	1,727,921.98	33.34	N/A	0.013	N/A	1
TexPool - 0003 LGIP	LGIP0003	None	040 Drainage Utility District	491,953.87	491,963.36	491,963.36	9.49	N/A	0.013	N/A	1
TexPool - 0021 LGIP	LGIP0021	None	053 2011 GO Bonds - Town Creek Reg Det	1,667,324.16	1,502,241.81	1,502,241.81	29.96	N/A	0.013	N/A	1
TexPool - 0023 LGIP	LGIP0023	None	057 2013 GO Bonds - Community Center	34,132.41	34,133.08	34,133.08	0.67	N/A	0.013	N/A	1
TexPool - 0023 LGIP	LGIP0023	None	056 2013 GO Bonds - Town Creek	2,476,136.32	2,476,184.56	2,476,184.56	48.24	N/A	0.013	N/A	1
TexPool - 0024 LGIP	LGIP0024	None	059 2014 GO bonds - Road improvements	21,171.33	2,606.13	2,606.13	0.16	N/A	0.013	N/A	1
TexPool - 0025 LGIP	LGIP0025	None	060 2015 GO Bonds-Rd Improv	2,487.60	0.00	0.00	0.00	0		N/A	
Texpool - 0028 LGIP	LGIP0028	None	065 GO Bonds - Fire ST #3	2,406,805.87	2,003,464.47	2,003,464.47	40.56	N/A	0.013	N/A	1
Texpool - 0029 LGIP	LGIP0029	None	067 2019 Cert of Obligation Bonds	2,208,387.93	2,130,805.28	2,130,805.28	39.67	N/A	0.013	N/A	1
Texpool - 0029 LGIP	LGIP0029	None	068 2019 Cert of Obligation - Utility	115,464.03	675,936.36	675,936.36	12.59	N/A	0.013	N/A	1
Texpool - 0029 LGIP	LGIP0029P	None	067 2019 Cert of Obligation Bonds	1,524,283.78	1,524,473.07	1,524,473.07	189.29	N/A	0.071	N/A	1
Texpool - 0029 LGIP	LGIP0029P	None	068 2019 Cert of Obligation - Utility	641,742.31	641,822.00	641,822.00	79.69	N/A	0.071	N/A	1
Texpool - 0030 LGIP	LGIP0030	None	066 2019 GO Bonds	6,122,361.61	1,901,989.08	1,901,989.08	56.03	N/A	0.013	N/A	1
Texpool - 0030 Prime LGIP	LGIP0030P	None	066 2019 GO Bonds	4,002,832.61	2,003,179.00	2,003,179.00	346.39	N/A	0.071	N/A	1
Texpool - 0031 LGIP	LGIP0031	None	018 Cibolo Public Facility Corp	25,942.18	11,227.10	11,227.10	0.28	N/A	0.013	N/A	1
Texpool - 0032 LGIP	LGIP0032	None	069 2020 Cert of Obligation Bonds	7,505,486.82	4,000,058.51	4,000,058.51	58.51	N/A	0.013	N/A	1
Texpool - 0032 LGIP	LGIP0032P	None	069 2020 Cert of Obligation Bonds	0.00	3,307,371.86	3,307,371.86	569.04	N/A	0.071	N/A	1
TexPool - Prime LGIP	LGIP0003P	None	002 Water & Sewer Fund	259,515.78	259,548.01	259,548.01	32.23	N/A	0.071	N/A	1
TexPool - Prime LGIP	LGIP0006P	None	001 General Fund	1,890,610.66	2,089,546.90	2,089,546.90	252.24	N/A	0.071	N/A	1
TexPool - Prime LGIP	LGIP0022P	None	055 2012 Revenue Bonds	747,449.46	747,542.26	747,542.26	92.80	N/A	0.071	N/A	1
TexPool - Prime LGIP	LGIP0026P	None	063 2016 GO Bonds-Borgfeld	31,501.91	31,505.82	31,505.82	3.91	N/A	0.071	N/A	1
TexPool LGIP	LGIP0004	None	006 Capital/IT Replacement Fund	87,723.75	112,914.31	112,914.31	2.49	N/A	0.013	N/A	1
TexPool LGIP	LGIP0004	None	049 Fleet Replacement	298,534.30	118,623.31	118,623.31	2.61	N/A	0.013	N/A	1
TexPool LGIP	LGIP0006	None	001 General Fund	7,766,840.44	8,187,097.07	8,187,097.07	160.83	N/A	0.013	N/A	1
TexPool LGIP	LGIP0013	None	005 Economic Development Fund	739,629.63	807,167.52	807,167.52	14.92	N/A	0.013	N/A	1
TexPool LGIP	LGIP0013P	None	005 Economic Development Fund	132,288.81	132,305.21	132,305.21	16.40	N/A	0.071	N/A	1
TexPool LGIP	LGIP0014	None	039 Street - Drain Maintenance Tax	749,531.58	869,163.47	869,163.47	15.70	N/A	0.013	N/A	1
TexPool LGIP	LGIP0014P	None	039 Street - Drain Maintenance Tax	494,135.22	494,196.61	494,196.61	61.39	N/A	0.071	N/A	1
TexPool LGIP	LGIP0018	None	002ARevenue Bond Requirement	756,607.56	756,622.27	756,622.27	14.71	N/A	0.013	N/A	1
TexPool LGIP	LGIP0022	None	055 2012 Revenue Bonds	1,453,782.38	982,487.85	982,487.85	21.45	N/A	0.013	N/A	1
TexPool LGIP	LGIP0026	None	063 2016 GO Bonds-Borgfeld	23,215.06	23,215.67	23,215.67	0.61	N/A	0.013	N/A	1
TexPool LGIP	LGIP0027	None	064 2017 Certificates of Obligation	2,806.23	2,806.23	2,806.23	0.00	N/A	0.013	N/A	1
TexPool Prime 0002 LGIP	LGIP0002P	None	029 Traffic Impact Fees	232,836.05	232,864.96	232,864.96	28.91	N/A	0.071	N/A	1
TexPool Prime 0002 LGIP	LGIP0002P	None	031 Drainage Impact Fees	309,736.42	309,774.88	309,774.88	38.46	N/A	0.071	N/A	1
TexPool Prime 0002 LGIP	LGIP0002P	None	032 Park Land Fees	99,045.11	99,057.41	99,057.41	12.30	N/A	0.071	N/A	1
TexPool Prime 0002 LGIP	LGIP0002P	None	022 Water Impact Fees	313,949.89	313,988.88	313,988.88	38.99	N/A	0.071	N/A	1
TexPool Prime 0002 LGIP	LGIP0002P	None	024 Waste Water Impact Fees	441,393.34	441,448.15	441,448.15	54.81	N/A	0.071	N/A	1
TexPool Prime 0021 LGIP	LGIP0021P	None	053 2011 GO Bonds - Town Creek Reg Det	415,389.68	415,441.22	415,441.22	51.54	N/A	0.071	N/A	1
TexPool Prime 0024 LGIP	LGIP0024P	None	059 2014 GO bonds - Road improvements	22,995.89	22,998.77	22,998.77	2.88	N/A	0.071	N/A	1
TexStar LGIP	LGIP1110	None	001 General Fund	6,107.96	6,108.04	6,108.04	0.08	N/A	0.010	N/A	1
Sub Total/Average 2. Government Pools				55,513,126.22	49,010,825.13	49,010,825.13	2,977.32	0.00	0.105		1
3.Money Market - Mutual Funds											
Wells Fargo Securities MM	MM4963	None	001 General Fund	890,948.97	890,963.86	890,963.86	14.89	N/A	0.010	N/A	1
Wells Fargo-3637 MM	MM3637	None	053 2011 GO Bonds - Town Creek Reg Det	655,079.45	655,090.39	655,090.39	10.94	N/A	0.010	N/A	1
Wells Fargo-4915 MM	MM4915	None	055 2012 Revenue Bonds	13,694.95	13,695.18	13,695.18	0.23	N/A	0.010	N/A	1
Wells Fargo-4917 MM	MM4917	None	056 2013 GO Bonds - Town Creek	1,038,299.58	1,038,316.93	1,038,316.93	17.35	N/A	0.010	N/A	1
Sub Total/Average 3.Money Market - Mutual Funds				2,598,022.95	2,598,066.36	2,598,066.36	43.41	0.00	0.010		1

Description	CUSIP/Ticker	Credit Rating	Portfolio Name	Beginning MV	Ending BV	Ending MV	Interest/ Dividends	Ending Market Accrued Interest	Ending YTM @ Cost	Maturity Date	Days To Maturity
4. Certificate of Deposit											
Sub Total/Average 4. Certificate of Deposit				0.00	0.00	0.00	0.00	0.00	1.750		68
5. Certificate of Deposit - Brokered											
Sub Total/Average 5. Certificate of Deposit - Brokered				0.00	0.00	0.00	0.00	0.00	0.000		0
7. Municipal Bonds											
Boerne ISD 5 2/1/2022	097067MD1	Moodys-Aa	001 General Fund	139,923.45	138,021.84	138,839.40	0.00	2,793.75	1.150	2/1/2022	216
Houston ISD-A 4 9/15/2021	442404CY3	Moodys-Aa	001 General Fund	253,555.00	251,454.99	251,967.50	0.00	2,916.67	1.200	9/15/2021	77
San Marcos ISD-REF 3 8/1/2021	798781VE7	Moodys-Aa	001 General Fund	302,094.00	300,427.20	300,693.00	0.00	3,725.00	1.351	8/1/2021	32
Sub Total/Average 7. Municipal Bonds				695,572.45	689,904.03	691,499.90	0.00	9,435.42	1.255		266
8. Cash on Hand - Petty Cash											
City of Cibolo Cash	CASH	None	001 General Fund	1,150.00	1,150.00	1,150.00	0.00	N/A	0.000	N/A	1
Utility Fund Cash	CASH02	None	002 Water & Sewer Fund	750.00	750.00	750.00	0.00	N/A	0.000	N/A	1
Sub Total/Average 8. Cash on Hand - Petty Cash				1,900.00	1,900.00	1,900.00	0.00	0.00	0.000		1
Total / Average				66,736,701.96	59,993,252.14	59,994,848.01	6,470.64	9,435.42	0.074		2