



" City of Choice"

# Revenue and Expense Report

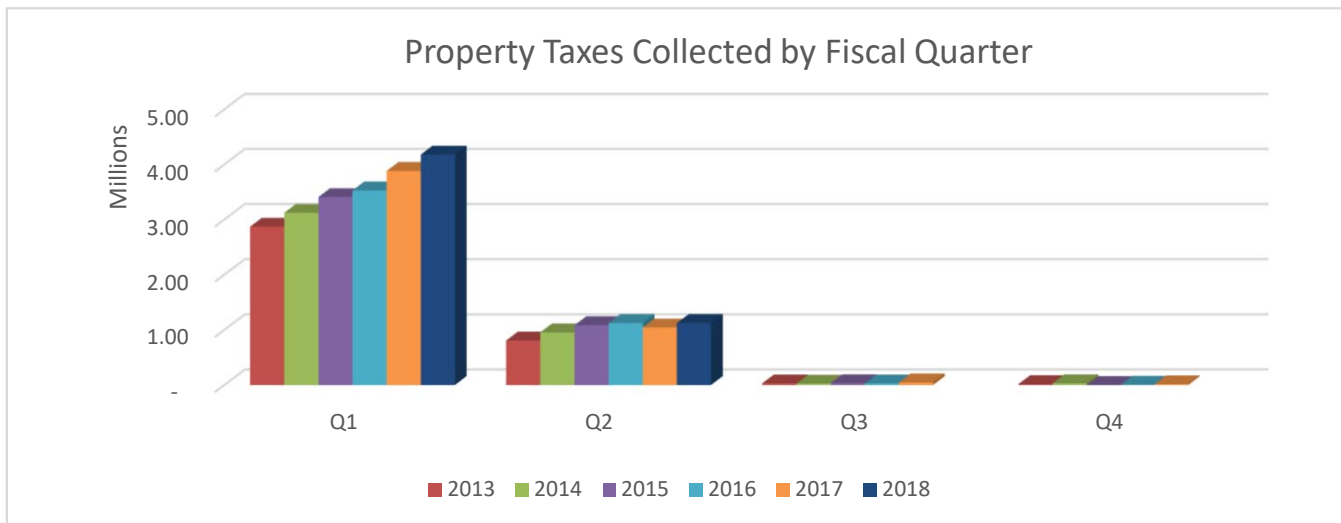
March 31, 2018



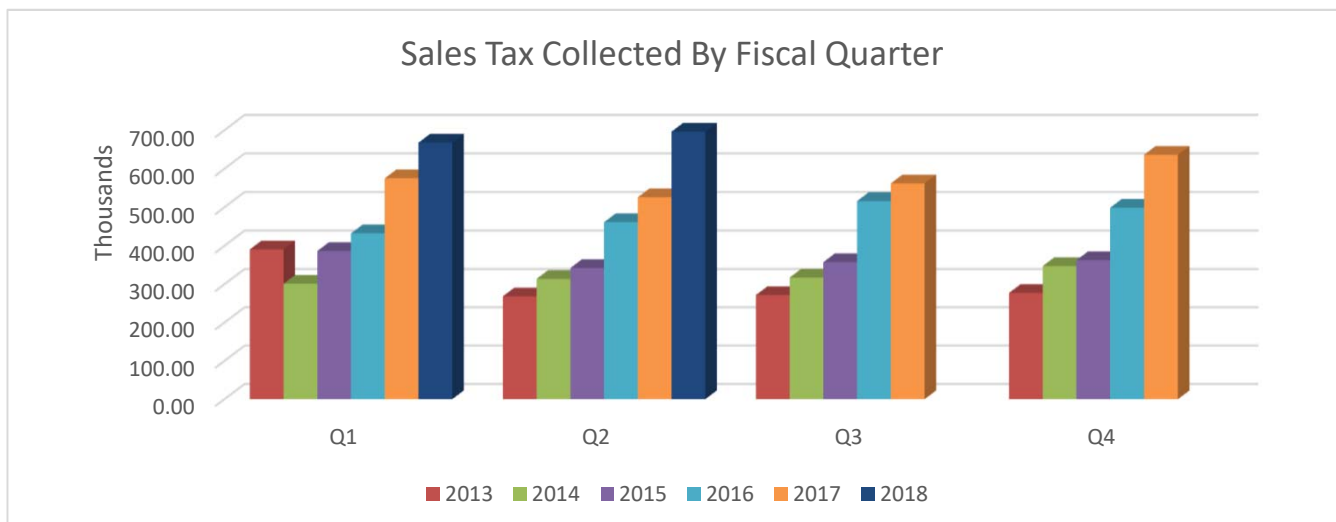
## Quarterly Executive Summary - 2nd Fiscal Quarter 2018

### General Fund

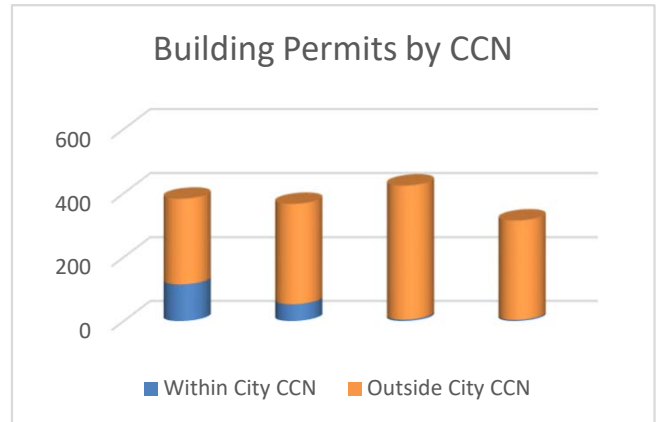
March 31, 2018 is the end of the City's second fiscal quarter, or first half, of the year. In the City's general fund, the City has collected approximately 99% of its total budgeted property tax revenues. This is the City's largest source of revenue in the general fund, and comprises approximately 45% of our revenue budget. The majority of our property tax collections occur in the first quarter of the fiscal year as you can see in the graph below.



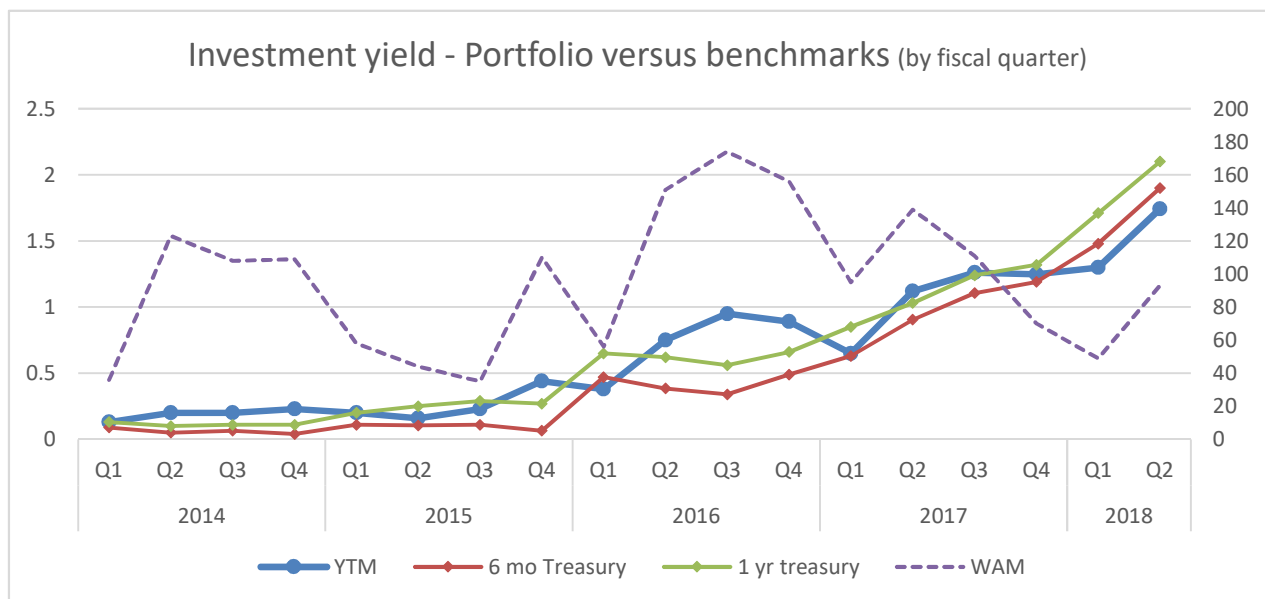
Our second most significant single source of revenue is sales taxes. For the first half of fiscal year 2018, with the continued growth in our commercial/retail sector, sales tax revenues are up by approximately 24% over sales tax revenues for the same period in the prior year. Our sales tax by quarter for the current year-to-date and for the last 5 years is shown in the graph below. For this fiscal year, we are approximately 18% over our forecasted sales tax revenue for the first half of the year. Sales taxes are split between the general fund (66.67%), the economic development fund (16.67%) and the street maintenance fund (16.67%).



Combined construction related permits and fees make up approximately 20% of our general fund revenue budget. Through the end of the second quarter, 118 building permits were issued, which is approximately 70% of the number of permits issued for the same time period in the prior year. We believe that as residential construction begins south of FM 78, our permit revenue will meet our budget forecasts. It should be noted that in the first half of 2018, 4% of the current residential construction occurred inside of our Water CCN, which is an increase from the prior two years. And as residential construction begins south of FM78 in the next few years, we will see this percentage increase significantly. While this does not impact our general fund permit fee revenue, it does affect our impact fee revenue and our utility fund revenues.



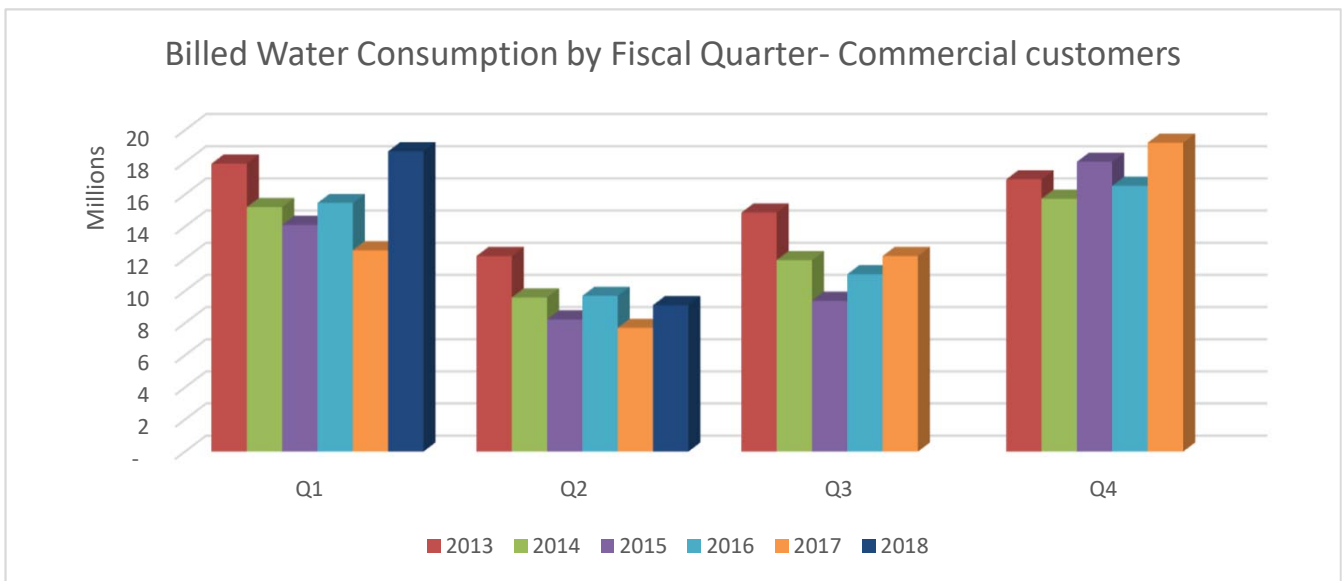
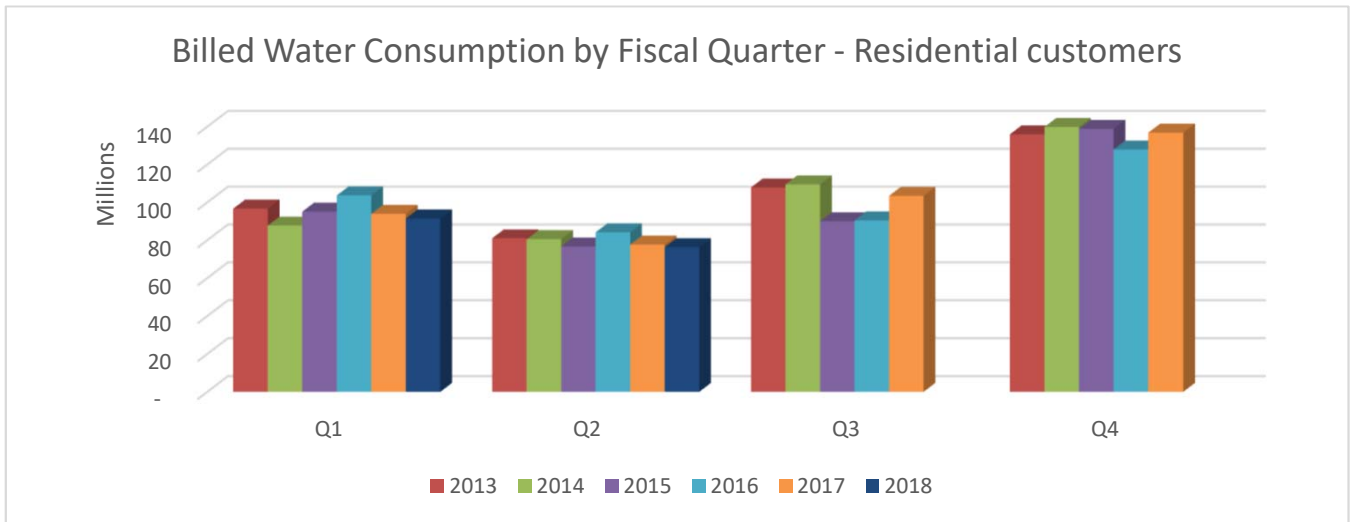
Interest rates have been steadily increasing over the last several months. In the first two months of the year when our investable balance in the general fund is typically at its lowest, the weighted average maturity is also at its lowest. In late December and January as our investable balance in the general fund increased, our weighted average maturity also increased as we invested in longer term investments. As the interest rate continues to rise, we trail the benchmark rate closely. Generally a longer maturity produces a higher yield. The chart below shows our portfolio earnings over the last 4 years as compared to the benchmark rates of the 6 month and 1 year treasury.



Overall , City expenditures for the year are at 49.4% of the total budget for the first half of the year which is on target. The non-departmental budget is significantly higher than that because this is the functional area in which we budget anticipated salary savings for the year. Salary savings occurs within other operating departments and is recognized when the City forecasts the revised budget after mid-year.

**Utility fund**

Residential billed consumption through March 31st is approximately 2.5% less than billed consumption for the same period in the prior year. However, commercial billed consumption is approximately 37% more than billed consumption for the same period in the prior year. For the first half of the year, utility service charges are at approximately 46% of the overall annual budget for service charges, which is consistent with the first half of each year. Highest billed water consumption occurs in the last quarter of the fiscal year as indicated in the graphs below. Overall city expenditures for the quarter are at 49.7%, which is on target for this point in the year.



**Drainage Utility District**

Overall, revenues are at 50% of total budget, while expenditures are at approximately 36% resulting in a favorable variance in the drainage utility fund. The variance in expenditures is related to salary savings. The drainage division budgeted for two additional positions in fiscal year 2018 which were not filled immediately at the beginning of the year.

**Economic Development Fund**

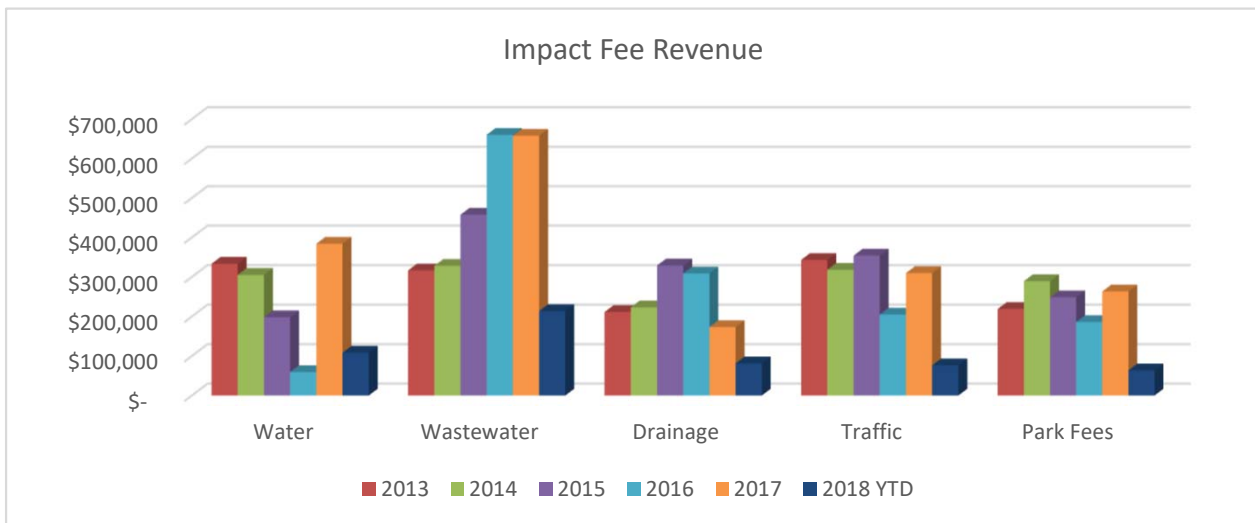
The primary source of revenue in the economic development fund is sales tax. For the first half of the year, revenues are at 56% which is above the forecasted revenues for the quarter. As mentioned in the general fund discussion, we expect continued growth in sales tax due to commercial activity occurring in Cibolo.

In fiscal year 2018, the EDC budget includes funding for Old Town District enhancements and additional business development grants. Expenditures through the second quarter are at 46.5% of budget which is on target for the year.

**Impact Fees**

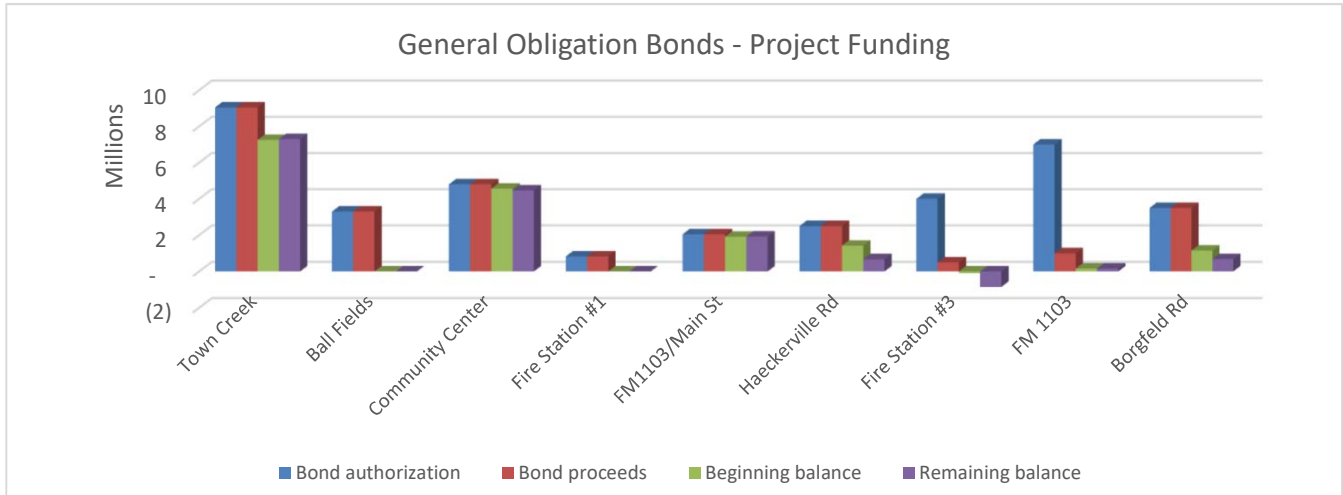
Residential construction activity for the first quarter of the year has been slightly lower than forecasted, but has been offset by commercial construction. Timing of commercial construction projects is not consistent throughout the year, but we anticipate fully meeting our impact fee revenue budget for fiscal year 2018 with projects that are anticipated.

Beginning actual fund balance was greater than originally anticipated at budget planning time due to favorable revenue variances and timing of projects. Those project funds were carried over into the current fiscal year to be completed.



**Bond Funds**

General obligation bond funding for voter authorized projects is shown in the chart below by project. Several projects are in the design and engineering phase. Fire Station #1 improvements were completed as of the first quarter of 2018. Construction is also complete on the Ballfield project and Borgfeld Road and substantially complete on Lower Haeckerville Road as of the end of the second quarter of 2018. Construction on the Town Creek Drainage project, and the Community Center is slated to begin in the third quarter of fiscal year 2018. Preliminary site work and design for Fire Station #3 is expected to begin late in 2018 after issuance of bonds this summer, with construction anticipated to occur in fiscal year 2019. FM 1103 Road improvement project is under design by TxDOT with right-of-way acquisition occurring through 2018 and construction expected to begin in late-2019.



Account Number	Description	ADOPTED BUDGET	CURRENT BUDGET	CURRENT PERIOD	YEAR TO DATE ACTUAL	REMAINING BALANCE	PERCENT MET
<b>GENERAL FUND</b>							
	Beginning Fund Balance	4,626,576	5,315,196		5,315,196		
	General and franchise taxes	7,800,100	7,800,100	149,947	6,846,531	953,569	87.8%
	Permits and fees	2,277,800	2,277,800	170,308	927,842	1,349,958	40.7%
	Animal Control	20,200	20,200	1,440	12,100	8,100	59.9%
	Court and Alarm Permits	306,200	306,200	16,416	103,544	202,656	33.8%
	Interest and Miscellaneous	115,800	115,800	16,904	76,047	39,753	65.7%
	Parks and Grants	55,700	55,700	2,327	20,285	35,416	36.4%
	Intergovernmental and Transfers	761,803	761,803	71,547	319,718	442,085	42.0%
Revenue	Subtotal	11,337,603	11,337,603	428,888	8,306,067	3,031,536	73.3%
Dept number: 40	CITY MANAGER	314,994	384,994	34,712	154,502	230,491	40.1%
Dept number: 41	CITY COUNCIL	10,400	10,400	650	4,756	5,644	45.7%
Dept number: 42	CITY SECRETARY	360,998	360,998	23,005	134,083	226,914	37.1%
Dept number: 43	POLICE DEPARTMENT	3,948,428	4,000,528	363,761	1,901,427	2,099,101	47.5%
Dept number: 44	MUNICIPAL COURT	214,120	214,120	19,988	101,255	112,865	47.3%
Dept number: 45	PLANNING AND ENGINEERING SVCS	917,566	930,812	87,988	383,858	546,954	41.2%
Dept number: 46	PUBLIC WORKS	1,173,738	1,177,620	112,243	529,070	648,550	44.9%
Dept number: 47	ANIMAL SERVICES	228,528	228,528	25,647	110,413	118,115	48.3%
Dept number: 48	PARKS & FACILITY MAINTENANCE	920,199	945,951	68,143	506,847	439,105	53.6%
Dept number: 50	FINANCE DEPARTMENT	443,076	451,461	64,807	231,828	219,634	51.4%
Dept number: 51	INFORMATION TECHNOLOGY DEPT	502,828	553,774	56,280	241,571	312,203	43.6%
Dept number: 52	HUMAN RESOURCES	227,063	234,563	19,698	97,579	136,984	41.6%
Dept number: 53	FIRE DEPARTMENT	2,353,369	2,439,260	219,341	1,312,602	1,126,658	53.8%
Dept number: 99	NON-DEPARTMENTAL	341,600	374,149	65,629	375,464	(1,315)	100.4%
Expenditure	Subtotal	11,956,908	12,307,159	1,161,891	6,085,256	6,221,903	49.4%
	Net Change	(619,305)	(969,556)	(733,002)	2,220,811	(3,190,367)	
Fund number: 1	GENERAL FUND	4,007,271	4,345,640		7,536,007		

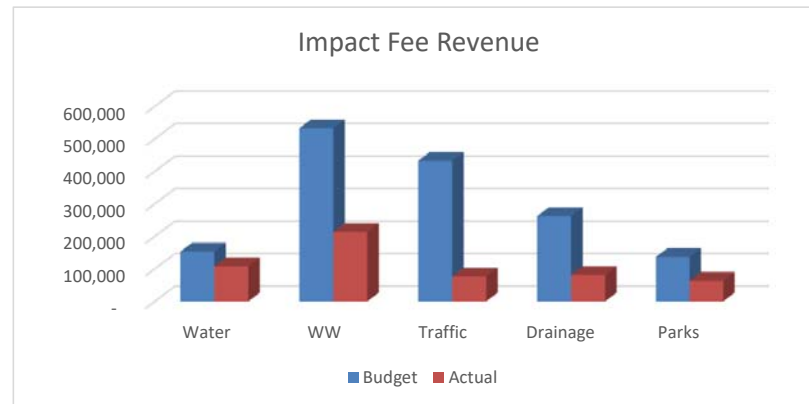
Account Number	Description	ADOPTED BUDGET	CURRENT BUDGET	CURRENT PERIOD	YEAR TO DATE ACTUAL	REMAINING BALANCE	PERCENT MET
<b><u>ECONOMIC DEVELOPMENT CORPORATION</u></b>							
	Beginning Fund Balance	189,625	271,120		271,120		
	Sales Tax	395,600	395,600	29,011	227,300	168,300	57.5%
	Interest Transfers and Misc	121,200	121,200	10,481	62,184	59,016	51.3%
Revenue	Subtotal	516,800	516,800	39,492	289,483	227,317	56.0%
Dept number: 42	ECONOMIC DEVELOPMENT	532,044	548,348	138,071	255,110	293,238	46.5%
Expenditure	Subtotal	532,044	548,348	138,071	255,110	293,238	46.5%
	Net Change	(15,244)	(31,548)	(98,579)	34,373	(65,921)	
Fund number: 05	ECONOMIC DEVELOPMENT FUND	174,381	239,572		305,493		



Account Number	Description	ADOPTED BUDGET	CURRENT BUDGET	CURRENT PERIOD	YEAR TO DATE ACTUAL	REMAINING BALANCE	PERCENT MET
<b>UTILITY FUND</b>							
	Beginning Fund Balance	2,929,615	2,957,463		2,957,463		
	Utility Services	10,944,900	10,944,900	816,374	5,012,361	5,932,539	45.8%
	Meter connections	39,800	39,800	3,723	23,223	16,578	58.3%
	Credit card fees	70,600	70,600	7,051	40,601	29,999	57.5%
	Interest Transfers and Misc	27,100	27,100	5,434	26,988	112	99.6%
Revenue	Subtotal	11,082,400	11,082,400	832,581	5,103,174	5,979,226	46.0%
Dept number: 42	UTILITIES ADMINISTRATION	8,761,137	8,772,562	805,380	4,382,470	4,390,093	50.0%
Dept number: 46	UTILILITY OPERATIONS-WATER	964,870	964,870	80,911	539,116	425,754	55.9%
Dept number: 46	UTILITY OPERATIONS-WASTEWATER	442,930	442,930	25,687	151,559	291,371	34.2%
Dept number: 99	UTILITIES - DEBT/NON-DEPARTMENTAL	917,252	917,252	-	447,715	469,537	48.8%
Expenditure	Subtotal	11,086,190	11,097,615	911,979	5,520,860	5,576,755	49.7%
	Net Change	(3,790)	(15,215)	(79,398)	(417,686)	402,472	
Fund number: 2	WATER & SEWER FUND	2,925,825	2,942,248		2,539,777		

Account Number	Description	ADOPTED BUDGET	CURRENT BUDGET	CURRENT PERIOD	YEAR TO DATE ACTUAL	REMAINING BALANCE	PERCENT MET
<b><u>DRAINAGE UTILITY DISTRICT</u></b>							
	Beginning Fund Balance	348,323	390,323		390,323		
	Utility Services	655,600	655,600	54,762	326,824	328,776	49.9%
	Interest Transfers and Misc	750	750	557	2,862	(2,112)	381.5%
Revenue	Subtotal	<u>656,350</u>	<u>656,350</u>	<u>55,319</u>	<u>329,685</u>	<u>326,665</u>	<u>50.2%</u>
Dept number: 46	DRAINAGE UTILITY DISTRICT	<u>641,347</u>	<u>641,347</u>	<u>50,944</u>	<u>232,972</u>	<u>408,374</u>	<u>36.3%</u>
Expenditure	Subtotal	<u>641,347</u>	<u>641,347</u>	<u>50,944</u>	<u>232,972</u>	<u>408,374</u>	<u>36.3%</u>
	Net Change	15,003	15,003	4,375	96,713	(81,710)	
Fund number: 40	DRAINAGE UTILITY DISTRICT	363,326	405,326		487,036		

Category: Fund:	Water Impact Fees 22		Wastewater Impact Fees 24		Traffic/Street Impact Fees 29/30		Drainage Impact Fees 31		Park Land Fees 32		Total	
	Budget	Actual*	Budget	Actual	Budget	Actual	Budget	Actual	Budget	Actual	Budget	Actual
	<b>IMPACT FEE FUNDS</b>											
Beginning Fund Balance*	701,875	719,500	982,849	1,113,623	859,676	1,105,379	1,728,077	1,738,694	503,388	568,420	4,775,865	5,245,616
Impact fees	153,214	108,329	532,417	213,597	432,490	76,454	262,263	81,360	136,800	63,600	1,517,184	543,341
Interest	2,500	4,708	8,000	6,779	7,000	7,641	2,000	10,824	5,000	4,195	24,500	34,148
Donations and intergovernmental	-	-	-	-	-	-	-	-	70,000	70,000	70,000	70,000
Total Revenue	155,714	113,038	540,417	220,376	439,490	84,095	264,263	92,184	211,800	137,795	1,611,684	647,488
<i>Actual as a % of Budget</i>		73%		41%		19%		35%		65%		40%
Project Expenses (including encumbrances)												
Water distribution - Haeckerville	600,000	-									600,000	-
CCN Acquisition - Wastewater			100,000	28,772							100,000	28,772
Extend sewer FM 78 W of S Main St			70,000	68,000							70,000	68,000
Extend sewer FM 78 E of Main St			1,100,000	-							1,100,000	-
Haeckerville Rd - from FM 78S					450,000	-					450,000	-
Traffic signalization - Borgfeld @ Dietz					181,372	(10,275)					181,372	(10,275)
Town Creek Drainage/Flood Mitigation							1,600,000	-			1,600,000	-
Drainage improvement - Tolle Road							56,240	1,600			56,240	1,600
Park Improvements - Turning Stone PIA									197,000	-	197,000	-
Park improvements - Splash pad									150,000	-	150,000	-
Park improv - Pedestrian walkway - ballfields									277,803	76,486	277,803	76,486
Pavement assessment program					100,000	-					100,000	-
Impact fee study	40,000	-	40,000	-	40,000	-	40,000	-			160,000	-
Transfer to Utility fund											-	-
	640,000	-	1,310,000	96,772	771,372	(10,275)	1,696,240	1,600	624,803	76,486	5,042,414	164,583
<i>Actual as a % of Budget</i>		0%		7%		-1%		0%		12%		3%
Ending Fund Balance	217,589	832,538	213,266	1,237,227	527,794	1,199,750	296,100	1,829,278	90,385	629,729	1,345,135	5,728,522



CITY OF CIBOLO  
REVENUE AND EXPENSE REPORT-MARCH

FISCAL YEAR 2018

Account Number	Description	ADOPTED BUDGET	CURRENT BUDGET	CURRENT PERIOD	YEAR TO DATE ACTUAL	REMAINING BALANCE	PERCENT MET
<b>GENERAL FUND REVENUES</b>							
01-31100-00-00	PROPERTY TAXES - CURRENT	5,350,000	5,350,000	30,635	5,301,287	48,713	99.1%
01-31120-00-00	DELINQUENT TAXES	19,800	19,800	485	3,720	16,080	18.8%
01-31130-00-00	PENALTY & INTEREST	17,400	17,400	2,499	9,167	8,233	52.7%
01-31140-00-00	SPECIAL ASSESSMENTS	1,100	1,100	286	1,055	45	95.9%
01-31200-00-00	SALES TAX	1,577,900	1,577,900	116,043	909,200	668,700	57.6%
01-31220-00-00	MIXED BEVERAGE TAX	40,700	40,700	-	11,396	29,304	28.0%
01-31310-00-00	FRANCHISE FEE - ELECTRIC	410,900	410,900	-	400,409	10,491	97.4%
01-31315-00-00	FRANCHISE FEE - PHONE	46,000	46,000	-	22,845	23,155	49.7%
01-31320-00-00	FRANCHISE FEE - CABLE	231,600	231,600	-	126,020	105,580	54.4%
01-31321-00-00	FRANCHISE FEE - CABLE (PEG)	46,200	46,200	-	25,204	20,996	54.6%
01-31325-00-00	FRANCHISE FEE - GAS	4,200	4,200	-	1,935	2,265	46.1%
01-31330-00-00	FRANCHISE FEE - GVSUD	54,300	54,300	-	34,293	20,007	63.2%
01-31335-00-00	DEL FRANCHISE FEE - GVSUD	-	-	-	-	-	-
	<b>Subtotal</b>	<b>7,800,100</b>	<b>7,800,100</b>	<b>149,947</b>	<b>6,846,531</b>	<b>953,569</b>	<b>87.8%</b>
01-32100-00-00	PLUMBING PERMITS	144,100	144,100	11,621	58,239	85,861	40.4%
01-32150-00-00	ELECTRICAL PERMITS	129,100	129,100	11,334	58,547	70,553	45.4%
01-32200-00-00	BUILDING PERMITS	179,100	179,100	14,460	77,311	101,789	43.2%
01-32250-00-00	BUILDING PERMITS - NEW HOME	788,400	788,400	60,576	267,032	521,368	33.9%
01-32255-00-00	SIGN PERMITS	8,400	8,400	560	3,305	5,095	39.3%
01-32270-00-00	SITE DEVELOPMENT FEES-BI	111,200	111,200	800	85,497	25,703	76.9%
01-32300-00-00	CONTRACTOR PERMITS	30,100	30,100	3,225	16,275	13,825	54.1%
01-32350-00-00	REINSPECTION FEES	156,800	156,800	14,700	65,700	91,100	41.9%
01-32400-00-00	SUBDIVISION PLAT FEES	54,200	54,200	5,595	36,910	17,290	68.1%
01-32425-00-00	PLAT RECORDING FEES	2,600	2,600	-	1,800	800	69.2%
01-32500-00-00	HEATING & A/C PERMITS	99,000	99,000	8,585	33,333	65,668	33.7%
01-32600-00-00	PLAN CHECKS	460,600	460,600	31,341	172,101	288,499	37.4%
01-32630-00-00	ZONING FEES	24,500	24,500	2,125	21,683	2,817	88.5%
01-32650-00-00	VARIANCE FEES	400	400	500	500	(100)	125.0%
01-32655-00-00	CONSULTANT FEES	38,100	38,100	1,500	15,750	22,350	41.3%
01-32875-00-00	CHIPPER SERVICE	40,000	40,000	-	-	40,000	0.0%
01-32900-00-00	FOOD ESTABLISHMENT PERMIT	10,100	10,100	111	10,585	(485)	104.8%
01-32950-00-00	ALCOHOL LICENSES	1,100	1,100	3,275	3,275	(2,175)	297.7%
	<b>Subtotal</b>	<b>2,277,800</b>	<b>2,277,800</b>	<b>170,308</b>	<b>927,842</b>	<b>1,349,958</b>	<b>40.7%</b>
01-33100-00-00	ANIMAL REGISTRATION	2,000	2,000	160	928	1,072	46.4%
01-33115-00-00	ANIMAL CONTROL DONATIONS	1,200	1,200	-	353	847	29.4%
01-33125-00-00	TRAP RENTALS	-	-	-	16	(16)	-
01-33150-00-00	BOARDING FEES	1,600	1,600	345	900	700	56.3%
01-33200-00-00	IMPOUND FEES	4,300	4,300	460	3,083	1,217	71.7%
01-33300-00-00	ANIMAL ADOPTION FEES	10,700	10,700	475	6,820	3,880	63.7%
01-33350-00-00	REIMBURSEABLE VET COSTS	400	400	-	-	400	0.0%
	<b>Subtotal</b>	<b>20,200</b>	<b>20,200</b>	<b>1,440</b>	<b>12,100</b>	<b>8,100</b>	<b>59.9%</b>
01-34100-00-00	FINES	218,000	218,000	12,014	73,845	144,155	33.9%
01-34105-00-00	WARRANT FEES	21,800	21,800	448	3,897	17,903	17.9%
01-34110-00-00	TIME PAY FEES	400	400	11	113	287	28.4%
01-34310-00-00	CASH OVER/SHORT	100	100	5	(19)	119	-19.1%
01-34500-00-00	ADMIN FEES	10,800	10,800	-	3,457	7,343	32.0%
01-34510-00-00	COURT SECURITY FEES	16,000	16,000	318	1,508	14,492	9.4%
01-34520-00-00	COURT TECHNOLOGY FEES	-	-	-	-	-	-
01-34540-00-00	CREDIT CARD FEES	12,100	12,100	905	5,392	6,708	44.6%
01-34550-00-00	OMNI FEES	600	600	(80)	(41)	641	-6.8%
01-34600-00-00	REPORTS AND OTHER	1,400	1,400	60	821	579	58.6%
01-34720-00-00	POLICE DONATIONS	100	100	-	281	(181)	281.2%
01-34900-00-00	ALARM FEES	24,900	24,900	2,735	14,290	10,610	57.4%
	<b>Subtotal</b>	<b>306,200</b>	<b>306,200</b>	<b>16,416</b>	<b>103,544</b>	<b>202,656</b>	<b>33.8%</b>

CITY OF CIBOLO  
REVENUE AND EXPENSE REPORT-MARCH

FISCAL YEAR 2018

Account Number	Description	ADOPTED BUDGET	CURRENT BUDGET	CURRENT PERIOD	YEAR TO DATE ACTUAL	REMAINING BALANCE	PERCENT MET
01-35100-00-00	INTEREST	94,600	94,600	14,666	59,576	35,024	63.0%
01-35300-00-00	MISCELLANEOUS RECEIPTS	6,800	6,800	422	3,301	3,499	48.5%
01-35315-00-00	NSF FEES	200	200	125	175	25	87.5%
01-35335-00-00	CINGULAR TOWER RENTAL	9,200	9,200	1,692	5,767	3,433	62.7%
01-35340-00-00	A/C TRAP RENTAL	-	-	-	10	(10)	
01-35500-00-00	INSURANCE PROCEEDS	5,000	5,000	-	7,218	(2,218)	144.4%
	<b>Subtotal</b>	<b>115,800</b>	<b>115,800</b>	<b>16,904</b>	<b>76,047</b>	<b>39,753</b>	<b>65.7%</b>
01-36100-00-00	PARK/ PAVILION RENTALS	13,100	13,100	1,047	2,801	10,300	21.4%
01-36105-00-00	MULTI-EVENT CENTER RENTAL	9,800	9,800	-	-	9,800	0.0%
01-36124-00-00	GRANTS - BULLET PROOF VEST	3,000	3,000	-	-	3,000	0.0%
01-36150-00-00	DEVELOPER PARTICIPATION	-	-	-	-	-	
01-36120-00-00	PARK DONATIONS/ GRANTS	100	100	-	-	100	0.0%
01-36126-00-00	GRANTS - PARK	-	-	-	-	-	
01-36129-00-00	GRANTS - POLICE DEPT	-	-	-	-	-	
01-36300-00-00	PARK - BALLFIELD RENTAL	22,100	22,100	1,280	17,484	4,616	79.1%
01-36415-00-00	SALE OF ASSETS	7,500	7,500	-	-	7,500	0.0%
01-36420-00-00	SALE OF MATERIALS	100	100	-	-	100	0.0%
	<b>Subtotal</b>	<b>55,700</b>	<b>55,700</b>	<b>2,327</b>	<b>20,285</b>	<b>35,416</b>	<b>36.4%</b>
01-38100-00-00	INTERGOVERNMENTAL- SCUCISD	255,000	255,000	21,250	127,500	127,500	50.0%
01-38110-00-00	INTERGOVTL- CITY OF SEGUIN	29,230	29,230	2,436	14,615	14,615	50.0%
01-38150-00-00	INTERGOVTL- CCMA ADMIN FEE	5,800	5,800	435	1,935	3,865	33.4%
01-38402-00-00	GARBAGE TRANSFERS	56,580	56,580	4,827	25,828	30,752	45.6%
01-38502-00-00	TRANSFER FROM UTILITY FUND	240,068	240,068	30,597	113,736	126,332	47.4%
01-38505-00-00	TRANSFER FROM EDC	6,000	6,000	500	3,000	3,000	50.0%
01-38538-00-00	TRANSFER FROM CHILD SAFETY	24,513	24,513	2,515	10,760	13,752	43.9%
01-38539-00-00	TRANSFER FROM STREET MTCE TAX	100,000	100,000	-	-	100,000	0.0%
01-38540-00-00	TRANSFER FROM DUD	44,612	44,612	8,987	22,344	22,268	50.1%
01-39000-00-00	OTHER FINANCING SOURCE	-	-	-	-	-	
	<b>Subtotal</b>	<b>761,803</b>	<b>761,803</b>	<b>71,547</b>	<b>319,718</b>	<b>442,085</b>	<b>42.0%</b>
	<b>Revenue Subtotal</b>	<b>11,337,603</b>	<b>11,337,603</b>	<b>428,888</b>	<b>8,306,067</b>	<b>3,031,536</b>	<b>73.3%</b>

CITY OF CIBOLO  
REVENUE AND EXPENSE REPORT-MARCH

FISCAL YEAR 2018

Account Number	Description	ADOPTED BUDGET	CURRENT BUDGET	CURRENT PERIOD	YEAR TO DATE ACTUAL	REMAINING BALANCE	PERCENT MET
<b>CITY MANAGER</b>							
01-51010-40-00	SALARIES	213,145	265,145	24,571	106,611	158,534	40.2%
01-51011-40-00	LONGEVITY	1,440	1,440	-	-	1,440	0.0%
01-51012-40-00	CAR ALLOWANCE	10,200	10,200	850	5,100	5,100	50.0%
01-51015-40-00	OVERTIME	2,500	2,500	109	1,388	1,112	55.5%
01-51016-40-00	PHONE ALLOWANCE	2,280	2,680	190	1,140	1,540	42.5%
01-51020-40-00	UNEMPLOYMENT	360	560	324	324	236	57.9%
01-51030-40-00	SOCIAL SECURITY - MEDICARE	17,562	21,562	1,979	6,218	15,343	28.8%
01-51040-40-00	TMRS	30,176	37,176	3,398	14,973	22,203	40.3%
01-51060-40-00	HEALTH - LIFE INSURANCE	19,211	24,211	1,593	9,555	14,656	39.5%
01-51070-40-00	WORKERS COMPENSATION	479	479	35	211	269	43.9%
	<b>Subtotal</b>	<b>297,354</b>	<b>365,954</b>	<b>33,048</b>	<b>145,519</b>	<b>220,434</b>	<b>39.8%</b>
01-52620-40-00	PUBLICATIONS	300	300	-	255	45	85.0%
01-52630-40-00	CONFERENCE/TRAVEL/TRAINING	3,000	3,000	264	947	2,053	31.6%
01-52635-40-00	DUES, FEES AND LICENSES	3,500	3,500	-	3,148	352	89.9%
01-52710-40-00	PROFESSIONAL FEES	3,000	2,700	-	250	2,450	9.3%
01-52820-40-00	TELEPHONE	900	900	76	380	520	42.2%
	<b>Subtotal</b>	<b>10,700</b>	<b>10,400</b>	<b>340</b>	<b>4,980</b>	<b>5,420</b>	<b>47.9%</b>
01-53210-40-00	OFFICE SUPPLIES	1,000	1,000	-	148	852	14.8%
01-53225-40-00	OFFICE MACHINERY/EQUIPMENT	1,000	2,400	-	-	2,400	0.0%
01-53230-40-00	OTHER SUPPLIES	1,000	1,300	-	1,172	128	90.1%
01-53240-40-00	POSTAGE	120	120	0	104	16	86.8%
01-53610-40-00	MEETING EXPENSE	3,000	3,000	1,118	2,170	830	72.3%
	<b>Subtotal</b>	<b>6,120</b>	<b>7,820</b>	<b>1,118</b>	<b>3,593</b>	<b>4,227</b>	<b>46.0%</b>
01-58006-40-00	TRANSFER TO IT REPLACEMENT FUND	820	820	205	410	410	50.0%
	<b>Subtotal</b>	<b>820</b>	<b>820</b>	<b>205</b>	<b>410</b>	<b>410</b>	<b>50.0%</b>
<b>Dept number: 40</b>	<b>CITY MANAGER</b>	<b>314,994</b>	<b>384,994</b>	<b>34,712</b>	<b>154,502</b>	<b>230,491</b>	<b>40.1%</b>

CITY OF CIBOLO  
 REVENUE AND EXPENSE REPORT-MARCH

FISCAL YEAR 2018

Account Number	Description	ADOPTED BUDGET	CURRENT BUDGET	CURRENT PERIOD	YEAR TO DATE ACTUAL	REMAINING BALANCE	PERCENT MET
<b><u>CITY COUNCIL</u></b>							
01-52630-41-00	CONFERENCE TRAVEL	3,000	3,000	345	2,324	676	77.5%
01-52820-41-00	TELEPHONE	1,000	1,000	87	437	563	43.7%
	<b>Subtotal</b>	<b>4,000</b>	<b>4,000</b>	<b>432</b>	<b>2,761</b>	<b>1,239</b>	<b>69.0%</b>
01-53210-41-00	OFFICE SUPPLIES	300	300	-	103	197	34.3%
01-53215-41-00	PRINTING	500	500	-	197	303	39.4%
01-53230-41-00	OTHER SUPPLIES	900	900	126	730	170	81.1%
01-53610-41-00	MEETING EXPENSE	2,000	2,000	92	769	1,231	38.4%
01-53620-41-00	YOUTH COUNCIL	-	-	-	-	-	
01-53760-41-00	AWARDS	600	600	-	197	403	32.8%
01-54910-41-00	CAPITAL OUTLAY	2,100	2,100	-	-	2,100	0.0%
	<b>Subtotal</b>	<b>6,400</b>	<b>6,400</b>	<b>218</b>	<b>1,995</b>	<b>4,405</b>	<b>31.2%</b>
Dept number: 41	COUNCIL	10,400	10,400	650	4,756	5,644	45.7%

CITY OF CIBOLO  
REVENUE AND EXPENSE REPORT-MARCH

FISCAL YEAR 2018

Account Number	Description	ADOPTED BUDGET	CURRENT BUDGET	CURRENT PERIOD	YEAR TO DATE ACTUAL	REMAINING BALANCE	PERCENT MET
<b>CITY SECRETARY</b>							
01-51010-42-00	SALARIES	142,448	142,448	16,172	70,254	72,194	49.3%
01-51011-42-00	LONGEVITY PAY	1,920	1,920	-	-	1,920	0.0%
01-51015-42-00	OVERTIME	2,500	2,500	-	618	1,882	24.7%
01-51016-42-00	PHONE ALLOWANCE	720	720	60	360	360	50.0%
01-51020-42-00	UNEMPLOYMENT TAX	360	360	324	324	36	90.0%
01-51030-42-00	SOCIAL SECURITY / MEDICARE	11,290	11,290	1,229	5,374	5,916	47.6%
01-51040-42-00	RETIREMENT	19,400	19,400	2,144	9,323	10,077	48.1%
01-51060-42-00	HEALTH - LIFE INSURANCE	11,491	11,491	957	5,741	5,749	50.0%
01-51070-42-00	WORKERS COMPENSATION	308	308	23	135	173	43.9%
	<b>Subtotal</b>	<b>190,438</b>	<b>190,438</b>	<b>20,909</b>	<b>92,129</b>	<b>98,308</b>	<b>48.4%</b>
01-52610-42-00	CONTRACT SERVICES	18,000	18,000	577	7,597	10,403	42.2%
01-52620-42-00	PUBLICATIONS	1,000	1,000	-	402	598	40.2%
01-52625-42-00	ADVERTISING/LEGAL NOTICES	10,000	10,000	681	1,508	8,492	15.1%
01-52630-42-00	TRAVEL AND TRAINING	7,000	7,000	-	2,535	4,465	36.2%
01-52635-42-00	DUES AND FEES	8,000	8,000	-	340	7,660	4.3%
01-52680-42-00	LEGAL SERVICES	80,000	80,000	-	8,996	71,004	11.2%
01-52681-42-00	LEGAL SERVICES - SPECIAL ITEMS	-	-	-	-	-	
	<b>Subtotal</b>	<b>124,000</b>	<b>124,000</b>	<b>1,258</b>	<b>21,379</b>	<b>102,621</b>	<b>17.2%</b>
01-53210-42-00	OFFICE SUPPLIES	1,600	1,600	185	407	1,193	25.5%
01-53230-42-00	OTHER SUPPLIES	3,600	3,600	-	233	3,367	6.5%
01-53240-42-00	POSTAGE	400	400	17	172	228	43.0%
01-53610-42-00	MEETINGS EXPENSE	400	400	26	152	248	37.9%
01-53640-42-00	ELECTION	30,000	30,000	-	14,780	15,220	49.3%
01-53750-42-00	SPECIAL EVENTS EXPENSES	7,500	7,500	-	2,983	4,517	39.8%
01-53751-42-00	PARKS COMMISSION EVENTS	2,500	2,500	471	1,567	933	62.7%
	<b>Subtotal</b>	<b>46,000</b>	<b>46,000</b>	<b>698</b>	<b>20,295</b>	<b>25,705</b>	<b>44.1%</b>
01-58006-42-00	TRANSFER TO IT REPLACEMENT FUND	560	560	140	280	280	50.0%
	<b>Subtotal</b>	<b>560</b>	<b>560</b>	<b>140</b>	<b>280</b>	<b>280</b>	<b>50.0%</b>
Dept number: 42	CITY SECRETARY	360,998	360,998	23,005	134,083	226,914	37.1%



CITY OF CIBOLO  
REVENUE AND EXPENSE REPORT-MARCH

FISCAL YEAR 2018

Account Number	Description	ADOPTED BUDGET	CURRENT BUDGET	CURRENT PERIOD	YEAR TO DATE ACTUAL	REMAINING BALANCE	PERCENT MET
<b>POLICE DEPARTMENT - ADMINISTRATION</b>							
01-51010-43-00	SALARIES	159,429	159,429	6,080	56,850	102,579	35.7%
01-51011-43-00	LONGEVITY	2,760	2,760	-	-	2,760	0.0%
01-51015-43-00	OVERTIME	1,000	1,000	-	63	937	6.3%
01-51016-43-00	PHONE ALLOWANCE	1,200	1,200	40	360	840	30.0%
01-51020-43-00	UNEMPLOYMENT TAX	360	360	162	162	198	45.0%
01-51030-43-00	SOCIAL SECURITY - MEDICARE	12,576	12,576	456	4,206	8,369	33.4%
01-51040-43-00	RETIREMENT	21,609	21,609	808	7,454	14,155	34.5%
01-51060-43-00	HEALTH - LIFE INSURANCE	11,533	11,533	532	4,076	7,457	35.3%
01-51070-43-00	WORKERS COMPENSATION	2,491	2,491	183	1,095	1,395	44.0%
	<b>Subtotal</b>	<b>212,958</b>	<b>212,958</b>	<b>8,262</b>	<b>74,267</b>	<b>138,691</b>	<b>34.9%</b>
01-52600-43-00	CONTRACT SERVICES	38,650	38,650	5,022	26,251	12,399	67.9%
01-52610-43-00	CONTRACT SERVICES	39,800	39,800	3,714	22,363	17,437	56.2%
01-52620-43-00	PUBLICATIONS - DUES - FEES	1,000	1,000	-	-	1,000	0.0%
01-52630-43-00	TRAVEL AND TRAINING	6,000	6,000	-	395	5,605	6.6%
01-52635-43-00	DUES AND FEES	4,000	4,000	-	542	3,458	13.6%
01-52710-43-00	PROFESSIONAL SERVICES	7,000	7,000	-	250	6,750	3.6%
01-52810-43-00	UTILITIES	35,000	35,000	2,348	17,745	17,255	50.7%
01-52820-43-00	TELEPHONE	18,000	18,000	1,234	8,415	9,585	46.8%
	<b>Subtotal</b>	<b>149,450</b>	<b>149,450</b>	<b>12,318</b>	<b>75,962</b>	<b>73,488</b>	<b>50.8%</b>
01-53090-43-00	UNIFORM REPLACEMENT	800	800	19	367	433	45.9%
01-53210-43-00	OFFICE SUPPLIES	1,300	1,300	-	797	503	61.3%
01-53230-43-00	OTHER SUPPLIES	300	300	-	-	300	0.0%
01-53240-43-00	POSTAGE	150	150	-	12	138	7.7%
01-53250-43-00	OFFICER'S EQUIPMENT - SUPPLIES	1,500	1,500	28	615	885	41.0%
01-53250-43-99	OFFICER'S EQUIPMENT - SUPPLIES	-	-	-	-	-	-
01-53410-43-00	BUILDING MAINTENANCE	15,000	15,000	603	11,246	3,754	75.0%
01-53455-43-00	VEHICLE FUEL	1,200	1,200	104	533	667	44.4%
01-53470-43-00	VEHICLE REPAIRS	1,500	1,500	111	487	1,013	32.5%
01-53610-43-00	MEETINGS EXPENSE	3,500	3,500	2,342	3,105	395	88.7%
	<b>Subtotal</b>	<b>25,250</b>	<b>25,250</b>	<b>3,207</b>	<b>17,161</b>	<b>8,089</b>	<b>68.0%</b>
01-54900-43-00	NON CAPITAL OUTLAY <\$9,999	-	-	-	-	-	-
	<b>Subtotal</b>	<b>-</b>	<b>-</b>	<b>-</b>	<b>-</b>	<b>-</b>	<b>-</b>
01-55743-43-00	PUBLIC SAFETY DISPATCH	160,000	160,000	13,333	80,000	80,000	50.0%
01-55744-43-00	CRIME VICTIMS LIAISON	30,000	30,000	-	6,250	23,750	20.8%
01-55770-43-00	JAIL COST	-	-	-	-	-	-
	<b>Subtotal</b>	<b>190,000</b>	<b>190,000</b>	<b>13,333</b>	<b>86,250</b>	<b>103,750</b>	<b>45.4%</b>
01-58006-43-00	TRANSFER TO IT REPLACEMENT FUND	1,280	1,280	320	640	640	50.0%
	<b>Subtotal</b>	<b>1,280</b>	<b>1,280</b>	<b>320</b>	<b>640</b>	<b>640</b>	<b>50.0%</b>
01-54910-43-75	CAPITAL OUTLAY - PD GRANT	-	45,750	-	28,451	17,299	62.2%
	<b>Subtotal</b>	<b>-</b>	<b>45,750</b>	<b>-</b>	<b>28,451</b>	<b>17,299</b>	<b>62.2%</b>
	<b>POLICE ADMINISTRATION SUBTOTAL</b>	<b>578,938</b>	<b>624,688</b>	<b>37,441</b>	<b>282,731</b>	<b>341,956</b>	<b>45.3%</b>

CITY OF CIBOLO  
REVENUE AND EXPENSE REPORT-MARCH

FISCAL YEAR 2018

Account Number	Description	ADOPTED BUDGET	CURRENT BUDGET	CURRENT PERIOD	YEAR TO DATE ACTUAL	REMAINING BALANCE	PERCENT MET
<b><u>POLICE DEPARTMENT - ISD PROGRAM</u></b>							
01-51010-43-01	SALARIES	156,624	156,624	17,990	77,313	79,311	49.4%
01-51011-43-01	LONGEVITY	1,440	1,440	-	-	1,440	0.0%
01-51013-43-01	CERTIFICATE PAY	4,160	4,160	600	2,600	1,560	62.5%
01-51015-43-01	OVERTIME	7,500	7,500	-	5,354	2,146	71.4%
01-51016-43-01	PHONE ALLOWANCE	1,440	1,440	120	720	720	50.0%
01-51020-43-01	UNEMPLOYMENT TAX	540	540	486	486	54	90.0%
01-51030-43-01	SOCIAL SECURITY - MEDICARE	13,094	13,094	1,312	5,939	7,155	45.4%
01-51040-43-01	RETIREMENT	22,500	22,500	2,472	11,250	11,249	50.0%
01-51060-43-01	HEALTH - LIFE INSURANCE	17,106	17,106	1,468	8,734	8,372	51.1%
01-51070-43-01	WORKERS COMPENSATION	3,463	3,463	254	1,523	1,940	44.0%
	<b>Subtotal</b>	<b>227,866</b>	<b>227,866</b>	<b>24,701</b>	<b>113,920</b>	<b>113,946</b>	<b>50.0%</b>
01-52610-43-01	CONTRACT SERVICES	1,440	1,440	80	480	960	33.3%
01-52630-43-01	TRAVEL AND TRAINING	4,000	4,000	65	585	3,415	14.6%
01-52820-43-01	TELEPHONE	1,400	1,400	-	152	1,248	10.9%
	<b>Subtotal</b>	<b>6,840</b>	<b>6,840</b>	<b>145</b>	<b>1,217</b>	<b>5,623</b>	<b>17.8%</b>
01-53090-43-01	UNIFORM REPLACEMENT	2,500	2,500	-	865	1,635	34.6%
01-53250-43-01	OFFICER'S EQUIPMENT - SUPPLIES	5,000	5,000	-	2,399	2,601	48.0%
01-53455-43-01	VEHICLE FUEL	5,500	5,500	181	1,371	4,129	24.9%
01-53470-43-01	VEHICLE REPAIRS	4,000	4,000	703	3,681	319	92.0%
	<b>Subtotal</b>	<b>17,000</b>	<b>17,000</b>	<b>884</b>	<b>8,317</b>	<b>8,684</b>	<b>48.9%</b>
	<b>POLICE-ISD PROGRAM SUBTOTAL</b>	<b>251,706</b>	<b>251,706</b>	<b>25,730</b>	<b>123,454</b>	<b>128,253</b>	<b>49.0%</b>
<b><u>POLICE DEPARTMENT - RECORDS</u></b>							
01-51010-43-02	SALARIES	61,349	61,349	6,960	30,156	31,193	49.2%
01-51011-43-02	LONGEVITY	1,320	1,320	-	-	1,320	0.0%
01-51015-43-02	OVERTIME	1,000	1,000	-	-	1,000	0.0%
01-51020-43-02	UNEMPLOYMENT TAX	360	360	292	292	68	81.2%
01-51030-43-02	SOCIAL SECURITY - MEDICARE	4,871	4,871	514	2,189	2,682	44.9%
01-51040-43-02	RETIREMENT	8,369	8,369	919	3,947	4,422	47.2%
01-51060-43-02	HEALTH - LIFE INSURANCE	11,279	11,279	940	5,641	5,638	50.0%
01-51070-43-02	WORKERS COMPENSATION	133	133	10	58	74	44.0%
	<b>Subtotal</b>	<b>88,681</b>	<b>88,681</b>	<b>9,635</b>	<b>42,285</b>	<b>46,396</b>	<b>47.7%</b>
01-52630-43-02	TRAVEL AND TRAINING	2,000	2,000	199	199	1,801	10.0%
	<b>Subtotal</b>	<b>2,000</b>	<b>2,000</b>	<b>199</b>	<b>199</b>	<b>1,801</b>	<b>10.0%</b>
01-53090-43-02	CLOTHING	200	200	-	100	100	50.0%
01-53210-43-02	OFFICE SUPPLIES	6,000	6,000	965	3,443	2,557	57.4%
01-53240-43-02	POSTAGE	1,600	1,600	141	799	801	49.9%
01-53280-43-02	MINOR TOOLS AND EQUIPMENT	1,500	1,500	-	72	1,428	4.8%
	<b>Subtotal</b>	<b>9,300</b>	<b>9,300</b>	<b>1,106</b>	<b>4,414</b>	<b>4,886</b>	<b>47.5%</b>
01-55425-43-02	CREDIT CARD MACHINE FEES	600	600	36	296	304	49.3%
	<b>Subtotal</b>	<b>600</b>	<b>600</b>	<b>36</b>	<b>296</b>	<b>304</b>	<b>49.3%</b>
	<b>POLICE DEPT - RECORDS SUBTOTAL</b>	<b>100,581</b>	<b>100,581</b>	<b>10,976</b>	<b>47,193</b>	<b>53,388</b>	<b>46.9%</b>

CITY OF CIBOLO  
REVENUE AND EXPENSE REPORT-MARCH

FISCAL YEAR 2018

Account Number	Description	ADOPTED BUDGET	CURRENT BUDGET	CURRENT PERIOD	YEAR TO DATE ACTUAL	REMAINING BALANCE	PERCENT MET
<b><u>POLICE DEPARTMENT - INVESTIGATIONS</u></b>							
01-51010-43-03	SALARIES	275,435	275,435	31,821	138,260	137,175	50.2%
01-51011-43-03	LONGEVITY	6,000	6,000	-	-	6,000	0.0%
01-51013-43-03	CERTIFICATE PAY	9,360	9,360	1,160	4,760	4,600	50.9%
01-51014-43-03	ON-CALL PAY	5,200	5,200	600	2,600	2,600	50.0%
01-51015-43-03	OVERTIME	13,500	13,500	-	1,869	11,631	13.8%
01-51016-43-03	PHONE ALLOWANCE	1,920	1,920	180	1,060	860	55.2%
01-51019-43-03	UNIFORM ALLOWANCE	2,000	2,000	-	2,000	-	100.0%
01-51020-43-03	UNEMPLOYMENT TAX	900	900	810	810	90	90.0%
01-51030-43-03	SOCIAL SECURITY - MEDICARE	23,976	23,976	2,533	11,220	12,756	46.8%
01-51040-43-03	RETIREMENT	41,198	41,198	4,460	19,706	21,493	47.8%
01-51060-43-03	HEALTH - LIFE INSURANCE	28,582	28,582	2,361	15,641	12,940	54.7%
01-51070-43-03	WORKERS COMPENSATION	5,672	5,672	416	2,494	3,177	44.0%
	<b>Subtotal</b>	<b>413,743</b>	<b>413,743</b>	<b>44,341</b>	<b>200,421</b>	<b>213,323</b>	<b>48.4%</b>
01-52630-43-03	TRAVEL AND TRAINING	10,000	10,000	251	4,678	5,322	46.8%
	<b>Subtotal</b>	<b>10,000</b>	<b>10,000</b>	<b>251</b>	<b>4,678</b>	<b>5,322</b>	<b>46.8%</b>
01-53090-43-03	CLOTHING	2,000	2,000	105	947	1,053	47.3%
01-53210-43-03	OFFICE SUPPLIES	1,200	1,200	66	540	660	45.0%
01-53240-43-03	POSTAGE	200	200	-	-	200	0.0%
01-53250-43-03	OFFICER'S EQUIPMENT - SUPPLIES	12,000	12,000	1,123	2,650	9,350	22.1%
01-53455-43-03	VEHICLE FUEL	6,000	6,000	447	2,592	3,408	43.2%
01-53470-43-03	VEHICLE REPAIRS	4,000	4,000	87	1,274	2,726	31.9%
	<b>Subtotal</b>	<b>25,400</b>	<b>25,400</b>	<b>1,827</b>	<b>8,002</b>	<b>17,398</b>	<b>31.5%</b>
01-54900-43-03	NON CAPITAL OUTLAY <\$9,999	3,500	3,500	-	-	3,500	0.0%
	<b>Subtotal</b>	<b>3,500</b>	<b>3,500</b>	<b>-</b>	<b>-</b>	<b>3,500</b>	<b>0.0%</b>
01-58006-43-03	TRANSFER TO IT REPLACEMENT FUND	4,440	4,440	1,110	2,220	2,220	50.0%
	<b>Subtotal</b>	<b>4,440</b>	<b>4,440</b>	<b>1,110</b>	<b>2,220</b>	<b>2,220</b>	<b>50.0%</b>
	<b>POLICE INVESTIGATIONS SUBTOTAL</b>	<b>457,083</b>	<b>457,083</b>	<b>47,529</b>	<b>215,321</b>	<b>241,762</b>	<b>47.1%</b>
<b><u>POLICE DEPARTMENT - WARRANTS</u></b>							
01-51010-43-04	SALARIES	48,364	48,364	7,042	30,255	18,109	62.6%
01-51011-43-04	LONGEVITY	840	840	-	-	840	0.0%
01-51013-43-04	CERTIFICATE PAY	1,040	1,040	240	640	400	61.5%
01-51015-43-04	OVERTIME	3,500	3,500	1,953	8,480	(4,980)	242.3%
01-51016-43-04	PHONE ALLOWANCE	480	480	40	240	240	50.0%
01-51020-43-04	UNEMPLOYMENT TAX	180	180	162	162	18	90.0%
01-51030-43-04	SOCIAL SECURITY - MEDICARE	4,148	4,148	710	3,031	1,117	73.1%
01-51040-43-04	RETIREMENT	7,128	7,128	1,225	5,188	1,940	72.8%
01-51060-43-04	HEALTH - LIFE INSURANCE	5,696	5,696	476	2,853	2,843	50.1%
01-51070-43-04	WORKERS COMPENSATION	1,097	1,097	80	482	615	44.0%
	<b>Subtotal</b>	<b>72,473</b>	<b>72,473</b>	<b>11,928</b>	<b>51,331</b>	<b>21,142</b>	<b>70.8%</b>
01-52630-43-04	TRAVEL AND TRAINING	1,500	1,500	150	715	785	47.7%
	<b>Subtotal</b>	<b>1,500</b>	<b>1,500</b>	<b>150</b>	<b>715</b>	<b>785</b>	<b>47.7%</b>
01-53090-43-04	CLOTHING	500	500	-	57	443	11.3%
01-53210-43-04	OFFICE SUPPLIES	200	200	-	69	131	34.5%
01-53250-43-04	OFFICER'S EQUIPMENT - SUPPLIES	1,500	1,500	-	62	1,438	4.2%
01-53455-43-04	VEHICLE FUEL	2,000	2,000	204	1,093	907	54.7%
01-53470-43-04	VEHICLE REPAIRS	2,000	2,000	-	59	1,941	2.9%
	<b>Subtotal</b>	<b>6,200</b>	<b>6,200</b>	<b>204</b>	<b>1,340</b>	<b>4,860</b>	<b>21.6%</b>
01-54910-43-04	CAPITAL OUTLAY	-	-	-	-	-	-
	<b>Subtotal</b>	<b>-</b>	<b>-</b>	<b>-</b>	<b>-</b>	<b>-</b>	<b>-</b>
	<b>POLICE DEPT - WARRANTS SUBTOTAL</b>	<b>80,173</b>	<b>80,173</b>	<b>12,282</b>	<b>53,386</b>	<b>26,787</b>	<b>66.6%</b>

CITY OF CIBOLO  
REVENUE AND EXPENSE REPORT-MARCH

FISCAL YEAR 2018

Account Number	Description	ADOPTED BUDGET	CURRENT BUDGET	CURRENT PERIOD	YEAR TO DATE ACTUAL	REMAINING BALANCE	PERCENT MET
<b>POLICE DEPARTMENT - PATROL</b>							
01-51010-43-05	SALARIES	1,229,354	1,229,354	126,652	605,225	624,129	49.2%
01-51011-43-05	LONGEVITY	15,120	15,120	-	-	15,120	0.0%
01-51013-43-05	CERTIFICATE PAY	24,960	24,960	2,800	11,720	13,240	47.0%
01-51015-43-05	OVERTIME	99,750	99,750	7,156	56,823	42,927	57.0%
01-51016-43-05	PHONE ALLOWANCE	3,360	3,360	200	1,240	2,120	36.9%
01-51020-43-05	UNEMPLOYMENT TAX	5,038	5,038	3,536	3,546	1,491	70.4%
01-51030-43-05	SOCIAL SECURITY - MEDICARE	105,000	105,000	10,263	50,404	54,596	48.0%
01-51040-43-05	RETIREMENT	172,433	172,433	17,211	84,878	87,555	49.2%
01-51060-43-05	HEALTH - LIFE INSURANCE	136,716	136,716	9,243	56,985	79,731	41.7%
01-51070-43-05	WORKERS COMPENSATION	27,233	27,233	2,175	12,155	15,077	44.6%
	<b>Subtotal</b>	<b>1,818,963</b>	<b>1,818,963</b>	<b>179,235</b>	<b>882,976</b>	<b>935,986</b>	<b>48.5%</b>
01-52630-43-05	TRAVEL AND TRAINING	15,000	16,170	-	3,113	13,057	19.3%
	<b>Subtotal</b>	<b>15,000</b>	<b>16,170</b>	<b>-</b>	<b>3,113</b>	<b>13,057</b>	<b>19.3%</b>
01-53090-43-05	CLOTHING	22,000	22,000	1,464	4,698	17,302	21.4%
01-53210-43-05	OFFICE SUPPLIES	1,000	1,000	138	288	712	28.8%
01-53250-43-05	OFFICER'S EQUIPMENT - SUPPLIES	65,000	63,830	9,480	29,935	33,895	46.9%
01-53252-43-05	SWAT FUNDING	12,000	12,000	2,052	4,877	7,123	40.6%
01-53260-43-05	CRIME PREVENTION SUPPLIES	12,000	12,000	181	4,812	7,188	40.1%
01-53280-43-05	MINOR TOOLS AND EQUIPMENT	500	500	-	-	500	0.0%
01-53430-43-05	OFFICE EQUIPMENT MAINTENANCE	-	-	-	-	-	
01-53455-43-05	VEHICLE FUEL	55,000	55,000	3,691	20,292	34,708	36.9%
01-53470-43-05	VEHICLE REPAIRS	35,000	35,000	1,676	12,831	22,169	36.7%
	<b>Subtotal</b>	<b>202,500</b>	<b>201,330</b>	<b>18,683</b>	<b>77,734</b>	<b>123,596</b>	<b>38.6%</b>
01-54900-43-05	NON CAPITAL OUTLAY <\$9,999	5,000	11,350	2,385	8,385	2,965	73.9%
01-54910-43-05	CAPITAL OUTLAY	124,000	124,000	-	18,674	105,326	15.1%
	<b>Subtotal</b>	<b>129,000</b>	<b>135,350</b>	<b>2,385</b>	<b>27,059</b>	<b>108,291</b>	<b>20.0%</b>
01-58006-43-05	TRANSFER TO IT REPLACEMENT FUND	2,380	2,380	595	1,190	1,190	50.0%
	<b>Subtotal</b>	<b>2,380</b>	<b>2,380</b>	<b>595</b>	<b>1,190</b>	<b>1,190</b>	<b>50.0%</b>
01-59140-43-05	2014 LEASE PRINCIPAL	59,336	59,336	-	59,336	-	100.0%
01-59141-43-05	LEASE INTEREST	2,943	2,943	-	2,943	-	100.0%
	<b>Subtotal</b>	<b>62,279</b>	<b>62,279</b>	<b>-</b>	<b>62,279</b>	<b>-</b>	<b>100.0%</b>
	<b>POLICE DEPT-PATROL SUBTOTAL</b>	<b>2,230,122</b>	<b>2,236,472</b>	<b>200,898</b>	<b>1,054,351</b>	<b>1,182,121</b>	<b>47.1%</b>

CITY OF CIBOLO  
REVENUE AND EXPENSE REPORT-MARCH

FISCAL YEAR 2018

Account Number	Description	ADOPTED BUDGET	CURRENT BUDGET	CURRENT PERIOD	YEAR TO DATE ACTUAL	REMAINING BALANCE	PERCENT MET
<b><u>POLICE DEPARTMENT - TRAFFIC</u></b>							
01-51010-43-06	SALARIES	49,647	49,647	5,755	24,543	25,104	49.4%
01-51011-43-06	LONGEVITY	720	720	-	-	720	0.0%
01-51013-43-06	CERTIFICATE PAY	2,080	2,080	240	1,040	1,040	50.0%
01-51015-43-06	OVERTIME	3,500	3,500	505	4,322	(822)	123.5%
01-51020-43-06	UNEMPLOYMENT TAX	180	180	162	162	18	90.0%
01-51030-43-06	SOCIAL SECURITY - MEDICARE	4,280	4,280	497	2,288	1,992	53.5%
01-51040-43-06	RETIREMENT	7,354	7,354	859	3,913	3,442	53.2%
01-51060-43-06	HEALTH - LIFE INSURANCE	5,699	5,699	474	2,844	2,855	49.9%
01-51070-43-06	WORKERS COMPENSATION	1,132	1,132	83	498	634	44.0%
	<b>Subtotal</b>	<b>74,592</b>	<b>74,592</b>	<b>8,575</b>	<b>39,609</b>	<b>34,982</b>	<b>53.1%</b>
01-52630-43-06	TRAVEL AND TRAINING	1,000	1,000	-	-	1,000	0.0%
	<b>Subtotal</b>	<b>1,000</b>	<b>1,000</b>	<b>-</b>	<b>-</b>	<b>1,000</b>	<b>0.0%</b>
01-53090-43-06	CLOTHING	500	500	205	268	232	53.6%
01-53250-43-06	OFFICER'S EQUIPMENT - SUPPLIES	3,000	3,000	188	210	2,790	7.0%
01-53280-43-06	MINOR TOOLS AND EQUIPMENT	200	200	-	-	200	0.0%
01-53455-43-06	VEHICLE FUEL	2,000	2,000	128	923	1,077	46.2%
01-53470-43-06	VEHICLE REPAIRS	2,000	2,000	-	959	1,041	48.0%
	<b>Subtotal</b>	<b>7,700</b>	<b>7,700</b>	<b>521</b>	<b>2,361</b>	<b>5,339</b>	<b>30.7%</b>
	<b>POLICE DEPT - TRAFFIC SUBTOTAL</b>	<b>83,292</b>	<b>83,292</b>	<b>9,096</b>	<b>41,970</b>	<b>41,321</b>	<b>50.4%</b>
<b><u>POLICE DEPARTMENT - K-9 PROGRAM</u></b>							
01-51010-43-07	SALARIES	100,431	100,431	11,794	51,670	48,761	51.4%
01-51011-43-07	LONGEVITY	1,920	1,920	-	-	1,920	0.0%
01-51013-43-07	CERTIFICATE PAY	3,120	3,120	360	1,560	1,560	50.0%
01-51015-43-07	OVERTIME	5,000	5,000	1,645	3,338	1,662	66.8%
01-51020-43-07	UNEMPLOYMENT TAX	360	360	324	324	36	90.0%
01-51030-43-07	SOCIAL SECURITY - MEDICARE	8,451	8,451	1,043	4,254	4,198	50.3%
01-51040-43-07	RETIREMENT	14,521	14,521	1,823	7,406	7,115	51.0%
01-51060-43-07	HEALTH - LIFE INSURANCE	11,395	11,395	948	5,688	5,707	49.9%
01-51070-43-07	WORKERS COMPENSATION	2,235	2,235	164	983	1,252	44.0%
	<b>Subtotal</b>	<b>147,433</b>	<b>147,433</b>	<b>18,101</b>	<b>75,223</b>	<b>72,210</b>	<b>51.0%</b>
01-52630-43-07	TRAVEL AND TRAINING	2,000	2,000	-	599	1,401	30.0%
01-52635-43-07	DUES, FEES AND LICENSES	200	200	100	100	100	50.0%
01-52710-43-07	PROFESSIONAL SERVICES	3,000	3,000	391	943	2,057	31.4%
	<b>Subtotal</b>	<b>5,200</b>	<b>5,200</b>	<b>491</b>	<b>1,642</b>	<b>3,558</b>	<b>31.6%</b>
01-53090-43-07	CLOTHING	1,400	1,400	72	72	1,328	5.1%
01-53250-43-07	OFFICER'S EQUIPMENT - SUPPLIES	2,000	2,000	235	1,502	498	75.1%
01-53280-43-07	MINOR TOOLS AND EQUIPMENT	500	500	-	-	500	0.0%
01-53455-43-07	VEHICLE FUEL	7,000	7,000	524	3,176	3,824	45.4%
01-53455-43-99	VEHICLE FUEL	-	-	-	-	-	-
01-53470-43-07	VEHICLE REPAIRS	3,000	3,000	385	1,405	1,595	46.8%
	<b>Subtotal</b>	<b>13,900</b>	<b>13,900</b>	<b>1,217</b>	<b>6,155</b>	<b>7,745</b>	<b>44.3%</b>
	<b>POLICE K-9 PROGRAM SUBTOTAL</b>	<b>166,533</b>	<b>166,533</b>	<b>19,809</b>	<b>83,021</b>	<b>83,512</b>	<b>49.9%</b>
Dept number: 43	<b>POLICE DEPARTMENT</b>	<b>3,948,428</b>	<b>4,000,528</b>	<b>363,761</b>	<b>1,901,427</b>	<b>2,099,101</b>	<b>47.5%</b>

CITY OF CIBOLO  
REVENUE AND EXPENSE REPORT-MARCH

FISCAL YEAR 2018

Account Number	Description	ADOPTED BUDGET	CURRENT BUDGET	CURRENT PERIOD	YEAR TO DATE ACTUAL	REMAINING BALANCE	PERCENT MET
<b>MUNICIPAL COURT</b>							
01-51010-44-00	SALARIES	73,485	73,485	8,645	37,291	36,194	50.7%
01-51011-44-00	LONGEVITY	1,680	1,680	-	-	1,680	0.0%
01-51015-44-00	OVERTIME	1,600	1,600	-	1,193	407	74.6%
01-51020-44-00	UNEMPLOYMENT TAX	360	360	318	318	42	88.2%
01-51030-44-00	SOCIAL SECURITY - MEDICARE	5,873	5,873	651	2,877	2,995	49.0%
01-51040-44-00	RETIREMENT	10,091	10,091	1,142	5,036	5,054	49.9%
01-51060-44-00	HEALTH - LIFE INSURANCE	11,312	11,312	954	5,721	5,590	50.6%
01-51070-44-00	WORKERS COMPENSATION	160	160	12	70	90	43.9%
	<b>Subtotal</b>	<b>104,560</b>	<b>104,560</b>	<b>11,721</b>	<b>52,507</b>	<b>52,053</b>	<b>50.2%</b>
01-52420-44-00	JUDGE - PROSECUTOR	64,500	64,500	7,672	29,540	34,960	45.8%
01-52425-44-00	JURY FEES	1,800	1,800	-	96	1,704	5.3%
01-52600-44-00	CONTRACT SERVICES	16,000	16,000	-	14,836	1,164	92.7%
01-52610-44-00	CONTRACT SERVICES	16,000	16,000	-	-	16,000	0.0%
01-52630-44-00	TRAVEL AND TRAINING	1,500	1,500	-	1,028	472	68.5%
01-52635-44-00	DUES AND FEES	200	200	-	80	120	40.0%
	<b>Subtotal</b>	<b>100,000</b>	<b>100,000</b>	<b>7,672</b>	<b>45,580</b>	<b>54,420</b>	<b>45.6%</b>
01-53210-44-00	OFFICE SUPPLIES	1,800	1,800	40	963	837	53.5%
01-53215-44-00	PRINTING	800	800	-	-	800	0.0%
01-53225-44-00	OFFICE MACHINERY AND EQUIPMENT	-	-	-	-	-	
01-53240-44-00	POSTAGE	2,000	2,000	123	634	1,366	31.7%
	<b>Subtotal</b>	<b>4,600</b>	<b>4,600</b>	<b>164</b>	<b>1,597</b>	<b>3,003</b>	<b>34.7%</b>
01-55425-44-00	CREDIT CARD MACHINE FEES	4,000	4,000	191	1,091	2,909	27.3%
	<b>Subtotal</b>	<b>4,000</b>	<b>4,000</b>	<b>191</b>	<b>1,091</b>	<b>2,909</b>	<b>27.3%</b>
01-58006-44-00	TRANSFER TO IT REPLACEMENT FUND	960	960	240	480	480	50.0%
	<b>Subtotal</b>	<b>960</b>	<b>960</b>	<b>240</b>	<b>480</b>	<b>480</b>	<b>50.0%</b>
<b>Dept number: 44</b>	<b>MUNICIPAL COURT</b>	<b>214,120</b>	<b>214,120</b>	<b>19,988</b>	<b>101,255</b>	<b>112,865</b>	<b>47.3%</b>

CITY OF CIBOLO  
REVENUE AND EXPENSE REPORT-MARCH

FISCAL YEAR 2018

Account Number	Description	ADOPTED BUDGET	CURRENT BUDGET	CURRENT PERIOD	YEAR TO DATE ACTUAL	REMAINING BALANCE	PERCENT MET
<b>PLANNING AND ENGINEERING</b>							
01-51010-45-00	SALARIES	551,135	551,135	58,788	252,177	298,958	45.8%
01-51011-45-00	LONGEVITY	7,620	7,620	-	-	7,620	0.0%
01-51015-45-00	OVERTIME	1,500	1,500	611	2,292	(792)	152.8%
01-51016-45-00	PHONE ALLOWANCE	2,880	2,880	240	1,440	1,440	50.0%
01-51020-45-00	UNEMPLOYMENT TAX	1,980	1,980	1,600	1,605	375	81.1%
01-51030-45-00	SOCIAL SECURITY - MEDICARE	43,080	43,080	4,544	19,477	23,603	45.2%
01-51040-45-00	RETIREMENT	74,024	74,024	7,878	33,499	40,525	45.3%
01-51060-45-00	HEALTH - LIFE INSURANCE	62,565	62,565	4,514	26,603	35,961	42.5%
01-51070-45-00	WORKERS COMPENSATION	1,913	1,913	140	841	1,071	44.0%
	<b>Subtotal</b>	<b>746,696</b>	<b>746,696</b>	<b>78,315</b>	<b>337,934</b>	<b>408,762</b>	<b>45.3%</b>
01-52600-45-00	IT MAINTENANCE CONTRACTS	18,500	18,500	2,508	8,508	9,992	46.0%
01-52610-45-00	CONTRACT SERVICES	-	-	-	360	(360)	
01-52611-45-00	INSPECTION SERVICES CONTRACT	25,000	25,000	980	6,866	18,134	27.5%
01-52620-45-00	PUBLICATIONS	2,000	2,000	-	146	1,854	7.3%
01-52626-45-00	ADVERTISING/POSTAGE-DEV REIM	3,000	3,000	678	1,558	1,442	51.9%
01-52630-45-00	TRAVEL AND TRAINING	12,000	12,000	796	6,909	5,091	57.6%
01-52635-45-00	DUES AND FEES	3,500	3,500	141	757	2,743	21.6%
01-52700-45-00	ENGINEERING SERVICES - REIMB	40,000	40,000	-	-	40,000	0.0%
01-52710-45-00	PROFESSIONAL SERVICES	30,000	43,246	1,432	8,234	35,012	19.0%
01-52715-45-00	ENGINEERING-MASTER PLAN	-	-	-	-	-	
01-52820-45-00	TELEPHONE	3,600	3,600	179	1,209	2,391	33.6%
	<b>Subtotal</b>	<b>137,600</b>	<b>150,846</b>	<b>6,714</b>	<b>34,547</b>	<b>116,299</b>	<b>22.9%</b>
01-53090-45-00	UNIFORM REPLACEMENT	1,000	1,000	-	-	1,000	0.0%
01-53210-45-00	OFFICE SUPPLIES	2,000	2,000	362	611	1,389	30.6%
01-53215-45-00	PRINTING	750	750	-	-	750	0.0%
01-53225-45-00	OFFICE MACHINERY AND EQUIPMENT	3,500	3,500	19	1,304	2,196	37.3%
01-53230-45-00	OTHER SUPPLIES	750	750	-	-	750	0.0%
01-53240-45-00	POSTAGE	1,000	1,000	(614)	258	742	25.8%
01-53280-45-00	MINOR TOOLS AND EQUIPMENT	750	750	-	170	580	22.7%
01-53455-45-00	VEHICLE FUEL	7,500	7,500	488	2,302	5,198	30.7%
01-53470-45-00	VEHICLE REPAIRS	5,000	5,000	1,260	1,664	3,336	33.3%
01-53610-45-00	MEETING EXPENSES	500	500	-	-	500	0.0%
	<b>Subtotal</b>	<b>22,750</b>	<b>22,750</b>	<b>1,514</b>	<b>6,309</b>	<b>16,441</b>	<b>27.7%</b>
01-54910-45-00	CAPITAL OUTLAY	-	-	-	-	-	
	<b>Subtotal</b>	<b>-</b>	<b>-</b>	<b>-</b>	<b>-</b>	<b>-</b>	
01-55425-45-00	CREDIT CARD MACHINE FEES	7,500	7,500	689	3,558	3,942	47.4%
	<b>Subtotal</b>	<b>7,500</b>	<b>7,500</b>	<b>689</b>	<b>3,558</b>	<b>3,942</b>	<b>47.4%</b>
01-58006-45-00	TRANSFER TO IT REPLACEMENT FUND	3,020	3,020	755	1,510	1,510	50.0%
	<b>Subtotal</b>	<b>3,020</b>	<b>3,020</b>	<b>755</b>	<b>1,510</b>	<b>1,510</b>	<b>50.0%</b>
Dept number: 45	COMMUNITY DEVELOPMENT SERVICES	917,566	930,812	87,988	383,858	546,954	41.2%

CITY OF CIBOLO  
REVENUE AND EXPENSE REPORT-MARCH

FISCAL YEAR 2018

Account Number	Description	ADOPTED BUDGET	CURRENT BUDGET	CURRENT PERIOD	YEAR TO DATE ACTUAL	REMAINING BALANCE	PERCENT MET
<b>PUBLIC WORKS - STREETS</b>							
01-51010-46-00	SALARIES	473,708	473,708	50,445	219,303	254,405	46.3%
01-51011-46-00	LONGEVITY	6,540	6,540	-	-	6,540	0.0%
01-51015-46-00	OVERTIME	6,000	6,000	102	2,500	3,500	41.7%
01-51016-46-00	PHONE ALLOWANCE	2,400	2,400	220	1,320	1,080	55.0%
01-51020-46-00	UNEMPLOYMENT TAX	2,520	2,520	1,845	1,849	671	73.4%
01-51030-46-00	SOCIAL SECURITY / MEDICARE	37,382	37,382	3,799	16,547	20,834	44.3%
01-51040-46-00	RETIREMENT	64,233	64,233	6,315	28,408	35,824	44.2%
01-51060-46-00	HEALTH - LIFE INSURANCE	79,056	79,056	5,935	34,698	44,358	43.9%
01-51070-46-00	WORKERS COMPENSATION	23,898	23,898	1,982	10,740	13,158	44.9%
	<b>Subtotal</b>	<b>695,736</b>	<b>695,736</b>	<b>70,642</b>	<b>315,365</b>	<b>380,371</b>	<b>45.3%</b>
01-52610-46-00	CONTRACT SERVICES	3,120	3,120	1,123	2,596	524	83.2%
01-52614-46-00	CONTRACT MAINTENANCE - SIGNALS	6,000	6,000	-	-	6,000	0.0%
01-52630-46-00	CONFERENCE/TRAVEL/TRAINING	2,000	2,000	-	-	2,000	0.0%
01-52635-46-00	DUES, FEES AND PERMITS	300	300	-	61	239	20.3%
01-52720-46-00	ENGINEERING SERVICES	6,000	6,000	-	-	6,000	0.0%
01-52810-46-00	UTILITIES	11,000	11,000	203	3,090	7,910	28.1%
01-52815-46-00	STREET LIGHTS/TRAFFIC SIGNALS	6,100	6,100	230	1,573	4,527	25.8%
01-52820-46-00	TELEPHONE	1,000	1,000	-	-	1,000	0.0%
	<b>Subtotal</b>	<b>35,520</b>	<b>35,520</b>	<b>1,555</b>	<b>7,319</b>	<b>28,201</b>	<b>20.6%</b>
01-53090-46-00	UNIFORMS	8,000	8,000	551	4,436	3,564	55.4%
01-53095-46-00	SAFETY SUPPLIES AND EQUIPMENT	1,800	1,800	152	1,306	494	72.6%
01-53210-46-00	OFFICE SUPPLIES	700	700	28	52	648	7.4%
01-53220-46-00	JANITORIAL SUPPLIES	200	200	-	-	200	0.0%
01-53225-46-00	OFFICE MACHINERY AND EQUIPMENT	400	400	-	-	400	0.0%
01-53240-46-00	POSTAGE	200	200	-	-	200	0.0%
01-53275-46-00	MAINTENANCE SUPPLIES - STREETS	100,000	99,600	12,229	46,426	53,174	46.6%
01-53277-46-00	RENTAL	2,500	2,500	-	-	2,500	0.0%
01-53280-46-00	MINOR TOOLS AND EQUIPMENT	2,700	2,700	89	1,309	1,391	48.5%
01-53410-46-00	BUILDING MAINTENANCE	1,500	1,900	-	1,282	618	67.5%
01-53440-46-00	MACHINERY MAINTENANCE	16,000	16,000	1,425	7,016	8,984	43.9%
01-53455-46-00	VEHICLE FUEL	27,500	27,500	2,138	10,648	16,852	38.7%
01-53470-46-00	VEHICLE REPAIRS	11,000	11,000	249	1,482	9,518	13.5%
01-53530-46-00	SIGNS MAINTENANCE	10,000	10,000	286	6,992	3,008	69.9%
	<b>Subtotal</b>	<b>182,500</b>	<b>182,500</b>	<b>17,147</b>	<b>80,948</b>	<b>101,552</b>	<b>44.4%</b>
01-54900-46-00	NON CAPITAL OUTLAY <\$9,999	10,150	14,032	-	2,345	11,687	16.7%
01-54930-46-00	COMMUNICATION EQUIPMENT	4,450	4,450	-	-	4,450	0.0%
	<b>Subtotal</b>	<b>14,600</b>	<b>18,482</b>	<b>-</b>	<b>2,345</b>	<b>16,137</b>	<b>12.7%</b>
01-59140-46-00	2014 LEASE PRINCIPAL	14,544	14,544	-	14,520	23	99.8%
01-59141-46-00	2014 LEASE INTEREST	339	339	-	353	(13)	103.9%
	<b>Subtotal</b>	<b>14,883</b>	<b>14,883</b>	<b>-</b>	<b>14,873</b>	<b>10</b>	<b>99.9%</b>
01-58002-46-00	TRANSFER TO UTILITY FUND	-	-	-	-	-	-
01-58006-46-00	TRANSFER TO IT REPLACEMENT FUND	360	360	90	180	180	50.0%
	<b>Subtotal</b>	<b>360</b>	<b>360</b>	<b>90</b>	<b>180</b>	<b>180</b>	<b>50.0%</b>
<b>Dept number: 46</b>	<b>PUBLIC WORKS - STREETS</b>	<b>943,599</b>	<b>947,480</b>	<b>89,435</b>	<b>421,031</b>	<b>526,450</b>	<b>44.4%</b>



CITY OF CIBOLO  
REVENUE AND EXPENSE REPORT-MARCH

FISCAL YEAR 2018

Account Number	Description	ADOPTED BUDGET	CURRENT BUDGET	CURRENT PERIOD	YEAR TO DATE ACTUAL	REMAINING BALANCE	PERCENT MET
<b><u>PUBLIC WORKS-ADMIN</u></b>							
01-51010-46-01	SALARIES	148,181	148,181	16,810	68,898	79,283	46.5%
01-51011-46-01	LONGEVITY	1,200	1,200	-	-	1,200	0.0%
01-51015-46-01	OVERTIME	500	500	293	539	(39)	107.8%
01-51016-46-01	PHONE ALLOWANCE	1,380	1,380	115	650	730	47.1%
01-51020-46-01	UNEMPLOYMENT TAX	360	360	324	328	32	91.0%
01-51030-46-01	SOCIAL SECURITY / MEDICARE	11,571	11,571	1,321	5,367	6,204	46.4%
01-51040-46-01	RETIREMENT	19,883	19,883	2,274	9,181	10,703	46.2%
01-51060-46-01	HEALTH - LIFE INSURANCE	11,498	11,498	958	4,805	6,693	41.8%
01-51070-46-01	WORKERS COMPENSATION	316	316	23	139	177	44.0%
	<b>Subtotal</b>	<b>194,890</b>	<b>194,890</b>	<b>22,118</b>	<b>89,907</b>	<b>104,983</b>	<b>46.1%</b>
01-52600-46-01	IT MAINTENANCE CONTRACTS	15,400	15,400	109	14,319	1,081	
01-52610-46-01	CONTRACT SERVICES	480	480	45	145	335	30.2%
01-52630-46-01	CONFERENCE/TRAVEL/TRAINING	3,200	3,200	-	996	2,204	31.1%
01-52635-46-01	DUES, FEES AND PERMITS	1,040	1,040	30	375	665	36.1%
01-52720-46-01	ENGINEERING SERVICES	5,000	5,000	-	-	5,000	0.0%
01-52820-46-01	TELEPHONE	500	500	38	190	310	38.0%
	<b>Subtotal</b>	<b>25,620</b>	<b>25,620</b>	<b>222</b>	<b>16,025</b>	<b>9,595</b>	<b>62.5%</b>
01-53210-46-01	OFFICE SUPPLIES	700	700	97	208	492	29.7%
01-53215-46-01	PRINTING	600	600	-	-	600	0.0%
01-53225-46-01	OFFICE MACHINERY AND EQUIPMENT	500	1,100	-	809	291	73.5%
01-53230-46-01	OTHER SUPPLIES	500	500	-	-	500	0.0%
01-53240-46-01	POSTAGE	200	200	1	12	188	5.8%
01-53455-46-01	VEHICLE FUEL	1,400	1,400	52	377	1,023	27.0%
01-53470-46-01	VEHICLE REPAIRS	1,500	900	-	8	892	0.9%
01-53610-46-01	MEETINGS EXPENSE	1,200	1,200	123	304	896	25.3%
	<b>Subtotal</b>	<b>6,600</b>	<b>6,600</b>	<b>274</b>	<b>1,718</b>	<b>4,882</b>	<b>26.0%</b>
01-54910-46-01	CAPITAL OUTLAY	-	-	-	-	-	
01-54930-46-01	COMMUNICATION EQUIPMENT	2,250	2,250	-	-	2,250	0.0%
	<b>Subtotal</b>	<b>2,250</b>	<b>2,250</b>	<b>-</b>	<b>-</b>	<b>2,250</b>	<b>0.0%</b>
01-58006-46-01	TRANSFER TO IT REPLACEMENT FUND	780	780	195	390	390	50.0%
	<b>Subtotal</b>	<b>780</b>	<b>780</b>	<b>195</b>	<b>390</b>	<b>390</b>	<b>50.0%</b>
<b>Dept number: 46 -01</b>	<b>PUBLIC WORKS-ADMIN</b>	<b>230,140</b>	<b>230,140</b>	<b>22,809</b>	<b>108,039</b>	<b>122,100</b>	<b>46.9%</b>

CITY OF CIBOLO  
REVENUE AND EXPENSE REPORT-MARCH

FISCAL YEAR 2018

Account Number	Description	ADOPTED BUDGET	CURRENT BUDGET	CURRENT PERIOD	YEAR TO DATE ACTUAL	REMAINING BALANCE	PERCENT MET
<b>ANIMAL SERVICES</b>							
01-51010-47-00	SALARIES	116,644	116,644	16,084	61,958	54,686	53.1%
01-51011-47-00	LONGEVITY	1,320	1,320	-	-	1,320	0.0%
01-51014-47-00	ON CALL PAY	5,200	5,200	600	2,600	2,600	50.0%
01-51015-47-00	OVERTIME	5,000	5,000	1,110	3,261	1,739	65.2%
01-51016-47-00	PHONE ALLOWANCE	960	960	80	480	480	50.0%
01-51020-47-00	UNEMPLOYMENT TAX	1,080	1,080	567	571	509	52.9%
01-51030-47-00	SOCIAL SECURITY MEDICARE	9,878	9,878	1,362	5,127	4,751	51.9%
01-51040-47-00	RETIREMENT	11,409	11,409	1,492	5,875	5,534	51.5%
01-51060-47-00	HEALTH - LIFE INSURANCE	11,334	11,334	472	5,187	6,147	45.8%
01-51070-47-00	WORKERS COMPENSATION	3,403	3,403	319	1,567	1,837	46.0%
	<b>Subtotal</b>	<b>166,228</b>	<b>166,228</b>	<b>22,087</b>	<b>86,626</b>	<b>79,602</b>	<b>52.1%</b>
01-52610-47-00	CONTRACT SERVICES	550	550	40	240	310	43.6%
01-52630-47-00	TRAVEL AND TRAINING	2,500	2,500	-	1,384	1,116	55.4%
01-52710-47-00	PROFESSIONAL SERVICES	15,000	15,000	672	7,495	7,505	50.0%
01-52820-47-00	TELEPHONE	1,000	1,000	-	152	848	15.2%
01-52810-47-00	UTILITIES	5,500	5,500	162	2,258	3,242	41.1%
	<b>Subtotal</b>	<b>24,550</b>	<b>24,550</b>	<b>874</b>	<b>11,529</b>	<b>13,021</b>	<b>47.0%</b>
01-53090-47-00	UNIFORMS	2,500	2,500	-	680	1,820	27.2%
01-53095-47-00	SAFETY SUPPLIES/EQUIPMENT	2,000	2,000	-	983	1,017	49.1%
01-53210-47-00	OFFICE SUPPLIES	1,000	1,000	34	271	729	27.1%
01-53270-47-00	OPERATING SUPPLIES	11,000	11,000	2,091	4,082	6,918	37.1%
01-53410-47-00	BUILDING MAINTENANCE	4,000	4,000	-	120	3,880	3.0%
01-53455-47-00	VEHICLE FUEL	2,500	2,500	199	987	1,513	39.5%
01-53470-47-00	VEHICLE REPAIR	3,000	3,000	-	1,035	1,965	34.5%
	<b>Subtotal</b>	<b>26,000</b>	<b>26,000</b>	<b>2,324</b>	<b>8,158</b>	<b>17,842</b>	<b>31.4%</b>
01-54900-47-00	NON-CAPITAL OUTLAY	10,200	10,200	-	3,313	6,887	32.5%
	<b>Subtotal</b>	<b>10,200</b>	<b>10,200</b>	<b>-</b>	<b>3,313</b>	<b>6,887</b>	<b>32.5%</b>
01-55425-47-00	CREDIT CARD MACHINE FEES	150	150	12	87	63	58.0%
	<b>Subtotal</b>	<b>150</b>	<b>150</b>	<b>12</b>	<b>87</b>	<b>63</b>	<b>58.0%</b>
01-58006-47-00	TRANSFER TO IT REPLACEMENT FUND	1,400	1,400	350	700	700	50.0%
	<b>Subtotal</b>	<b>1,400</b>	<b>1,400</b>	<b>350</b>	<b>700</b>	<b>700</b>	<b>50.0%</b>
<b>Dept number: 47</b>	<b>ANIMAL SERVICES</b>	<b>228,528</b>	<b>228,528</b>	<b>25,647</b>	<b>110,413</b>	<b>118,115</b>	<b>48.3%</b>

CITY OF CIBOLO  
REVENUE AND EXPENSE REPORT-MARCH

FISCAL YEAR 2018

Account Number	Description	ADOPTED BUDGET	CURRENT BUDGET	CURRENT PERIOD	YEAR TO DATE ACTUAL	REMAINING BALANCE	PERCENT MET
<b><u>PARKS AND FACILITY MAINTENANCE</u></b>							
01-51010-48-00	SALARIES	361,961	361,961	38,110	167,559	194,402	46.3%
01-51011-48-00	LONGEVITY	4,920	4,920	-	-	4,920	0.0%
01-51015-48-00	OVERTIME	3,200	3,200	89	2,995	205	93.6%
01-51016-48-00	PHONE ALLOWANCE	1,680	1,680	140	840	840	50.0%
01-51020-48-00	UNEMPLOYMENT TAX	1,077	1,077	1,526	1,539	(462)	142.9%
01-51030-48-00	SOCIAL SECURITY - MEDICARE	28,440	28,440	2,839	12,530	15,910	44.1%
01-51040-48-00	RETIREMENT	48,868	48,868	5,065	22,434	26,434	45.9%
01-51060-48-00	HEALTH / LIFE INSURANCE	62,038	62,038	4,243	25,711	36,327	41.4%
01-51070-48-00	WORKERS COMPENSATION	7,275	7,275	533	3,199	4,075	44.0%
	<b>Subtotal</b>	<b>519,459</b>	<b>519,459</b>	<b>52,544</b>	<b>236,807</b>	<b>282,652</b>	<b>45.6%</b>
01-52610-48-00	CONTRACT SERVICES	2,640	2,640	1,103	2,476	164	93.8%
01-52630-48-00	TRAVEL AND TRAINING	1,500	2,500	865	2,340	160	93.6%
01-52635-48-00	DUES, FEES AND LICENSES	250	250	-	77	173	30.8%
01-52710-48-00	PROFESSIONAL SERVICES	3,000	2,000	-	300	1,700	15.0%
01-52810-48-00	UTILITIES	30,000	45,000	913	39,513	5,487	87.8%
01-52810-48-02	UTILITIES-MULTIEVENT CENTER	35,000	30,000	706	16,035	13,965	53.4%
01-52810-48-03	UTILITIES-SCHLATHER PARK	15,000	12,000	199	2,977	9,023	24.8%
01-52810-48-04	UTILITIES	100,000	93,000	817	36,190	56,810	38.9%
01-52820-48-00	TELEPHONE	700	700	-	-	700	0.0%
	<b>Subtotal</b>	<b>188,090</b>	<b>188,090</b>	<b>4,603</b>	<b>99,906</b>	<b>88,184</b>	<b>53.1%</b>
01-53090-48-00	UNIFORMS	7,000	7,000	388	3,393	3,607	48.5%
01-53090-48-99	CLOTHING	-	-	-	-	-	-
01-53095-48-00	SAFETY SUPPLIES AND EQUIPMENT	1,750	1,750	140	475	1,275	27.2%
01-53210-48-00	OFFICE SUPPLIES	400	400	-	69	331	17.2%
01-53277-48-00	RENTAL	1,500	1,500	-	312	1,188	20.8%
01-53280-48-00	MINOR TOOLS AND EQUIPMENT	2,000	2,000	23	1,268	732	63.4%
01-53370-48-00	PARK MAINTENANCE/REPAIR	17,500	17,500	873	8,395	9,105	48.0%
01-53370-48-02	PARK MTCE/REPAIR-MUTIEVENT CENTER	2,500	2,500	-	-	2,500	0.0%
01-53380-48-00	BOTANICAL SUPPLIES	6,500	6,500	731	5,057	1,443	77.8%
01-53380-48-02	BOTANICAL SUPPLIES-MULTIEVENT CENTEF	4,000	4,000	-	831	3,169	20.8%
01-53380-48-04	BOTANICAL SUPPLIES	2,500	2,500	-	-	2,500	0.0%
01-53390-48-00	PARK SUPPLIES	4,000	4,000	54	1,410	2,590	35.2%
01-53410-48-00	BUILDING MAINTENENACE	3,000	3,000	177	2,427	573	80.9%
01-53410-48-02	BUILDING MTCE-MULTIEVENT CENTER	2,000	2,000	590	590	1,411	29.5%
01-53410-48-04	BUILDING MAINTENANCE	2,500	2,500	-	-	2,500	0.0%
01-53440-48-00	MACHINERY MAINTENANCE	7,500	7,500	159	2,309	5,191	30.8%
01-53455-48-00	VEHICLE FUEL	11,000	11,000	693	4,085	6,915	37.1%
01-53470-48-00	VEHICLE REPAIR	3,500	3,500	33	737	2,763	21.1%
	<b>Subtotal</b>	<b>79,150</b>	<b>79,150</b>	<b>3,860</b>	<b>31,358</b>	<b>47,792</b>	<b>39.6%</b>
01-54900-48-00	NON CAPITAL OUTLAY <\$9,999	10,000	20,450	3,711	6,463	13,987	31.6%
01-54910-48-00	CAPITAL OUTLAY	118,690	133,993	3,336	132,133	1,860	98.6%
01-54910-48-76	CAPITAL OUTLAY - GRANT FUNDED	-	-	-	-	-	-
01-54930-48-00	COMMUNICATION EQUIPMENT	4,450	4,450	-	-	4,450	0.0%
	<b>Subtotal</b>	<b>133,140</b>	<b>158,893</b>	<b>7,046</b>	<b>138,595</b>	<b>20,297</b>	<b>87.2%</b>
01-58002-48-00	TRANSFER TO UTILITY FUND	-	-	-	-	-	-
01-58006-48-00	TRANSFER TO IT REPLACEMENT FUND	360	360	90	180	180	50.0%
	<b>Subtotal</b>	<b>360</b>	<b>360</b>	<b>90</b>	<b>180</b>	<b>180</b>	<b>50.0%</b>
<b>Dept number: 48</b>	<b>PARKS &amp; FACILITY MAINTENANCE</b>	<b>920,199</b>	<b>945,951</b>	<b>68,143</b>	<b>506,847</b>	<b>439,105</b>	<b>53.6%</b>

CITY OF CIBOLO  
REVENUE AND EXPENSE REPORT-MARCH

FISCAL YEAR 2018

Account Number	Description	ADOPTED BUDGET	CURRENT BUDGET	CURRENT PERIOD	YEAR TO DATE ACTUAL	REMAINING BALANCE	PERCENT MET
<b>FINANCE</b>							
01-51010-50-00	SALARIES	197,224	197,224	22,596	97,922	99,302	49.7%
01-51011-50-00	LONGEVITY	1,200	1,200	-	-	1,200	0.0%
01-51015-50-00	OVERTIME	500	500	-	465	35	92.9%
01-51016-50-00	PHONE ALLOWANCE	720	720	100	600	120	83.3%
01-51020-50-00	UNEMPLOYMENT	540	540	483	483	57	89.4%
01-51030-50-00	SOCIAL SECURITY - MEDICARE	15,273	15,273	1,660	7,295	7,978	47.8%
01-51040-50-00	TMRS	26,243	26,243	2,998	12,957	13,286	49.4%
01-51060-50-00	HEALTH - LIFE INSURANCE	17,179	17,179	1,647	9,108	8,072	53.0%
01-51070-50-00	WORKERS COMPENSATION	417	417	31	183	233	44.0%
	<b>Subtotal</b>	<b>259,296</b>	<b>259,296</b>	<b>29,515</b>	<b>129,012</b>	<b>130,284</b>	<b>49.8%</b>
01-52600-50-00	IT MAINTENANCE CONTRACTS	24,000	27,820	-	18,464	9,357	66.4%
01-52610-50-00	CONTRACT SERVICES	-	-	-	-	-	-
01-52620-50-00	CONFERENCE/TRAVEL/TRAINING	150	150	-	73	77	48.7%
01-52630-50-00	PUBLICATIONS	6,500	6,500	345	471	6,029	7.2%
01-52635-50-00	DUES AND FEES	750	750	-	486	264	64.8%
01-52670-50-00	GCAD/GCTAC	117,500	117,500	28,439	60,239	57,261	51.3%
01-52710-50-00	PROFESSIONAL SERVICES	6,500	6,500	1,500	1,500	5,000	23.1%
01-52722-50-00	AUDIT SERVICES	22,500	27,065	4,600	20,100	6,965	74.3%
01-52820-50-00	TELEPHONE	-	460	-	-	460	0.0%
	<b>Subtotal</b>	<b>177,900</b>	<b>186,745</b>	<b>34,884</b>	<b>101,333</b>	<b>85,412</b>	<b>54.3%</b>
01-53090-50-00	UNIFORM AND CLOTHING	500	500	-	164	336	32.8%
01-53210-50-00	OFFICE SUPPLIES	2,000	1,540	77	246	1,294	16.0%
01-53215-50-00	PRINTING	-	-	-	-	-	-
01-53225-50-00	OFFICE MACHINERY/EQUIPMENT	1,200	1,200	-	-	1,200	0.0%
01-53240-50-00	POSTAGE	1,300	1,300	111	633	667	48.7%
	<b>Subtotal</b>	<b>5,000</b>	<b>4,540</b>	<b>188</b>	<b>1,043</b>	<b>3,497</b>	<b>23.0%</b>
01-58006-50-00	TRANSFER TO IT REPLACEMENT FUND	880	880	220	440	440	50.0%
	<b>Subtotal</b>	<b>880</b>	<b>880</b>	<b>220</b>	<b>440</b>	<b>440</b>	<b>50.0%</b>
Dept number: 50	FINANCE DEPARTMENT	443,076	451,461	64,807	231,828	219,634	51.4%

CITY OF CIBOLO  
REVENUE AND EXPENSE REPORT-MARCH

FISCAL YEAR 2018

Account Number	Description	ADOPTED BUDGET	CURRENT BUDGET	CURRENT PERIOD	YEAR TO DATE ACTUAL	REMAINING BALANCE	PERCENT MET
<b>INFORMATION TECHNOLOGY</b>							
01-51010-51-00	SALARIES	144,960	144,960	16,430	57,106	87,854	39.4%
01-51011-51-00	LONGEVITY	360	360	-	-	360	0.0%
01-51016-51-00	PHONE ALLOWANCE	1,380	1,380	155	570	810	41.3%
01-51020-51-00	UNEMPLOYMENT	360	360	324	324	36	90.0%
01-51030-51-00	SOCIAL SECURITY - MEDICARE	11,223	11,223	1,257	4,402	6,820	39.2%
01-51040-51-00	TMRS	19,284	19,284	2,191	7,556	11,728	39.2%
01-51060-51-00	HEALTH - LIFE INSURANCE	11,486	11,486	957	3,843	7,642	33.5%
01-51070-51-00	WORKERS COMPENSATION	306	306	22	135	172	43.9%
	<b>Subtotal</b>	<b>189,358</b>	<b>189,358</b>	<b>21,338</b>	<b>73,936</b>	<b>115,423</b>	<b>39.0%</b>
01-52600-51-00	IT MAINTENANCE CONTRACTS	212,050	212,050	9,025	78,372	133,678	37.0%
01-52610-51-00	CONTRACT SERVICES	34,000	34,000	-	29,395	4,605	86.5%
01-52630-51-00	CONFERENCE/TRAVEL/TRAINING	4,700	5,200	1,999	5,155	45	99.1%
01-52635-51-00	DUES AND FEES	2,500	2,000	147	1,539	461	76.9%
01-52820-51-00	TELEPHONE	30,000	30,000	1,693	12,074	17,926	40.2%
	<b>Subtotal</b>	<b>283,250</b>	<b>283,250</b>	<b>12,865</b>	<b>126,536</b>	<b>156,714</b>	<b>44.7%</b>
01-53090-51-00	UNIFORM AND CLOTHING	-	122	-	122	-	100.0%
01-53210-51-00	OFFICE SUPPLIES	1,500	1,500	-	1,290	210	86.0%
01-53225-51-00	OFFICE MACHINERY/EQUIPMENT	10,000	10,000	804	5,741	4,259	57.4%
01-53230-51-00	OTHER SUPPLIES	3,000	2,878	391	763	2,115	26.5%
01-53280-51-00	MINOR TOOLS & EQUIPMENT	2,000	2,000	440	1,429	571	71.4%
01-53430-51-00	OFFICE EQUIPMENT REPAIR	5,000	5,000	532	532	4,468	10.6%
01-53610-51-00	MEETINGS EXPENSE	-	-	-	-	-	
	<b>Subtotal</b>	<b>21,500</b>	<b>21,500</b>	<b>2,167</b>	<b>9,876</b>	<b>11,624</b>	<b>45.9%</b>
01-54900-51-00	NON-CAPITAL OUTLAY	8,000	8,000	-	-	8,000	0.0%
01-54910-51-00	CAPITAL OUTLAY	-	50,946	19,731	30,864	20,082	60.6%
	<b>Subtotal</b>	<b>8,000</b>	<b>58,946</b>	<b>19,731</b>	<b>30,864</b>	<b>28,082</b>	<b>52.4%</b>
01-58006-51-00	TRANSFER TO IT REPLACEMENT FUND	720	720	180	360	360	50.0%
	<b>Subtotal</b>	<b>720</b>	<b>720</b>	<b>180</b>	<b>360</b>	<b>360</b>	<b>50.0%</b>
Dept number: 51	INFORMATION TECHNOLOGY DEPT	502,828	553,774	56,280	241,571	312,203	43.6%

CITY OF CIBOLO  
REVENUE AND EXPENSE REPORT-MARCH

FISCAL YEAR 2018

Account Number	Description	ADOPTED BUDGET	CURRENT BUDGET	CURRENT PERIOD	YEAR TO DATE ACTUAL	REMAINING BALANCE	PERCENT MET
<b>HUMAN RESOURCES</b>							
01-51010-52-00	SALARIES	126,748	126,748	14,285	59,121	67,627	46.6%
01-51011-52-00	LONGEVITY	720	720	-	-	720	0.0%
01-51015-52-00	OVERTIME	500	500	-	-	500	0.0%
01-51016-52-00	PHONE ALLOWANCE	720	720	60	360	360	50.0%
01-51020-52-00	UNEMPLOYMENT	540	540	359	364	176	67.4%
01-51030-52-00	SOCIAL SECURITY - MEDICARE	9,845	9,845	1,082	4,455	5,390	45.3%
01-51040-52-00	TMRS	14,986	14,986	1,757	7,529	7,457	50.2%
01-51060-52-00	HEALTH - LIFE INSURANCE	11,405	11,405	962	5,773	5,632	50.6%
01-51070-52-00	WORKERS COMPENSATION	269	269	20	118	150	44.0%
	<b>Subtotal</b>	<b>165,733</b>	<b>165,733</b>	<b>18,524</b>	<b>77,720</b>	<b>88,013</b>	<b>46.9%</b>
01-52094-52-00	PREEMPLOYMENT MEDICAL EXAMS	5,000	5,000	115	1,380	3,620	27.6%
01-52095-52-00	MEDICAL EXAMS	1,500	1,500	25	447	1,053	29.8%
01-52600-52-00	IT MAINTENANCE CONTRACTS	22,000	22,000	1,124	5,118	16,882	23.3%
01-52610-52-00	EMPLOYMENT COSTS	-	-	-	-	-	-
01-52616-52-00	EMPLOYMENT COSTS	300	300	-	-	300	0.0%
01-52625-52-00	ADVERTISING	1,000	1,000	-	695	305	69.5%
01-52630-52-00	CONFERENCE/TRAVEL/TRAINING	4,500	4,500	(796)	2,284	2,216	50.8%
01-52635-52-00	DUES, FEES AND LICENSES	450	450	100	225	225	50.0%
01-52820-52-00	TELEPHONE	-	460	-	-	460	0.0%
	<b>Subtotal</b>	<b>34,750</b>	<b>35,210</b>	<b>568</b>	<b>10,149</b>	<b>25,061</b>	<b>28.8%</b>
01-53090-52-00	UNIFORM AND CLOTHING	500	500	186	368	132	73.5%
01-53210-52-00	OFFICE SUPPLIES	1,500	1,040	19	425	615	40.9%
01-53225-52-00	OFFICE MACHINERY/EQUIPMENT	1,750	1,750	-	-	1,750	0.0%
01-53230-52-00	OTHER SUPPLIES	150	150	-	-	150	0.0%
01-53240-52-00	POSTAGE	100	100	4	57	43	56.6%
01-53610-52-00	MEETING EXPENSE	250	250	-	-	250	0.0%
01-53800-52-00	EMPLOYEE AWARDS PROGRAM	850	850	66	496	354	58.4%
01-53810-52-00	EMPLOYEE ENGAGEMENT	16,000	23,500	58	7,708	15,792	32.8%
01-53815-52-00	STAFF TRAINING & INCENTIVES	2,500	2,500	-	-	2,500	0.0%
01-53820-52-00	ONBOARDING	2,500	2,500	152	416	2,084	16.7%
	<b>Subtotal</b>	<b>26,100</b>	<b>33,140</b>	<b>486</b>	<b>9,470</b>	<b>23,670</b>	<b>28.6%</b>
01-54900-52-00	NON-CAPITAL OUTLAY	-	-	-	-	-	-
	<b>Subtotal</b>	<b>-</b>	<b>-</b>	<b>-</b>	<b>-</b>	<b>-</b>	<b>-</b>
01-58006-52-00	TRANSFER TO IT REPLACEMENT FUND	480	480	120	240	240	50.0%
	<b>Subtotal</b>	<b>480</b>	<b>480</b>	<b>120</b>	<b>240</b>	<b>240</b>	<b>50.0%</b>
<b>Dept number: 52</b>	<b>HUMAN RESOURCES</b>	<b>227,063</b>	<b>234,563</b>	<b>19,698</b>	<b>97,579</b>	<b>136,984</b>	<b>41.6%</b>

CITY OF CIBOLO  
REVENUE AND EXPENSE REPORT-MARCH

FISCAL YEAR 2018

Account Number	Description	ADOPTED BUDGET	CURRENT BUDGET	CURRENT PERIOD	YEAR TO DATE ACTUAL	REMAINING BALANCE	PERCENT MET
<b>FIRE DEPARTMENT</b>							
01-51010-53-00	SALARIES	962,361	962,361	109,241	487,985	474,376	50.7%
01-51011-53-00	LONGEVITY	12,120	12,120	-	-	12,120	0.0%
01-51015-53-00	OVERTIME	155,000	155,000	16,583	90,340	64,660	58.3%
01-51016-53-00	PHONE ALLOWANCE	3,360	3,360	280	1,680	1,680	50.0%
01-51020-53-00	UNEMPLOYMENT TAX	3,780	3,780	3,388	3,400	380	90.0%
01-51030-53-00	SOCIAL SECURITY - MEDICARE	86,662	86,662	9,400	42,954	43,708	49.6%
01-51040-53-00	RETIREMENT	145,504	145,504	16,262	74,358	71,146	51.1%
01-51060-53-00	HEALTH - LIFE INSURANCE	113,969	113,969	9,463	55,845	58,124	49.0%
01-51070-53-00	WORKERS COMPENSATION	16,232	16,232	1,190	7,138	9,094	44.0%
	<b>Subtotal</b>	<b>1,498,989</b>	<b>1,498,989</b>	<b>165,807</b>	<b>763,701</b>	<b>735,287</b>	<b>50.9%</b>
01-52600-53-00	IT MAINTENANCE CONTRACTS	16,700	16,700	135	9,257	7,444	55.4%
01-52610-53-00	CONTRACT SERVICES	20,000	20,000	742	15,652	4,348	78.3%
01-52620-53-00	PUBLICATIONS	4,200	4,200	-	4,010	190	95.5%
01-52630-53-00	TRAVEL AND TRAINING	5,500	5,500	-	1,241	4,259	22.6%
01-52635-53-00	DUES AND FEES	3,000	3,000	175	2,227	773	74.2%
01-52810-53-00	UTILITIES	26,000	26,000	1,730	11,798	14,202	45.4%
01-52820-53-00	TELEPHONE	5,000	5,000	342	1,866	3,134	37.3%
	<b>Subtotal</b>	<b>80,400</b>	<b>80,400</b>	<b>3,124</b>	<b>46,052</b>	<b>34,348</b>	<b>57.3%</b>
01-53090-53-00	CLOTHING	10,000	10,000	194	1,531	8,470	15.3%
01-53095-53-00	SAFETY SUPPLIES AND EQUIPMENT	5,000	5,000	-	2,724	2,276	54.5%
01-53095-53-99	SAFETY SUPPLIES	-	-	-	-	-	
01-53210-53-00	OFFICE SUPPLIES	500	500	111	362	138	72.3%
01-53215-53-00	PRINTING	500	500	-	-	500	0.0%
01-53220-53-00	JANITORIAL SUPPLIES	2,500	2,500	425	1,546	954	61.8%
01-53240-53-00	POSTAGE	400	400	7	14	386	3.4%
01-53250-53-00	PERSONAL PROTECTIVE EQUIPMENT	20,000	20,000	-	3,049	16,951	15.2%
01-53280-53-00	MINOR TOOLS AND EQUIPMENT	5,000	5,000	484	1,426	3,574	28.5%
01-53410-53-00	BUILDING MAINTENANCE	5,000	5,000	14	4,098	902	82.0%
01-53455-53-00	VEHICLE FUEL	20,000	20,000	1,375	8,639	11,361	43.2%
01-53470-53-00	VEHICLE REPAIR	15,000	50,000	229	6,579	43,421	13.2%
	<b>Subtotal</b>	<b>83,900</b>	<b>118,900</b>	<b>2,839</b>	<b>29,967</b>	<b>88,933</b>	<b>25.2%</b>
01-54900-53-00	NON-CAPITAL OUTLAY	-	-	-	-	-	
01-54910-53-00	CAPITAL OUTLAY	-	-	-	16,962	(16,962)	
01-54914-53-00	BUILDING IMPROVEMENTS	-	50,891	-	49,988	903	98.2%
01-54930-53-00	COMMUNICATION EQUIPMENT	5,000	5,000	-	1,898	3,102	38.0%
	<b>Subtotal</b>	<b>5,000</b>	<b>55,891</b>	<b>-</b>	<b>68,848</b>	<b>(12,957)</b>	<b>123.2%</b>
01-55742-53-00	SCHERTZ EMS CONTRACT	346,500	346,500	28,872	173,234	173,266	50.0%
01-55745-53-00	CIBOLO VOL FIRE DEPARTMENT	211,000	211,000	17,583	105,500	105,500	50.0%
	<b>Subtotal</b>	<b>557,500</b>	<b>557,500</b>	<b>46,456</b>	<b>278,734</b>	<b>278,766</b>	<b>50.0%</b>
01-58006-53-00	TRANSFER TO IT REPLACEMENT FUND	4,460	4,460	1,115	2,230	2,230	50.0%
01-59170-53-00	PRINCIPAL ON 2017 OBLIGATION	105,301	105,301	-	105,301	-	100.0%
01-59171-53-00	INTEREST ON 2017 OBLIGATION	17,820	17,820	-	17,771	49	99.7%
	<b>Subtotal</b>	<b>127,581</b>	<b>127,581</b>	<b>1,115</b>	<b>125,301</b>	<b>2,279</b>	<b>98.2%</b>
Dept number: 53	FIRE DEPARTMENT	2,353,369	2,439,260	219,341	1,312,602	1,126,658	53.8%

CITY OF CIBOLO  
REVENUE AND EXPENSE REPORT-MARCH

FISCAL YEAR 2018

Account Number	Description	ADOPTED BUDGET	CURRENT BUDGET	CURRENT PERIOD	YEAR TO DATE ACTUAL	REMAINING BALANCE	PERCENT MET
<b>NON-DEPARTMENTAL</b>							
01-51099-99-00	SALARY SAVINGS	(225,000)	(225,000)	-	-	(225,000)	0.0%
	<b>Subtotal</b>	<b>(225,000)</b>	<b>(225,000)</b>	<b>-</b>	<b>-</b>	<b>(225,000)</b>	<b>0.0%</b>
01-52600-99-00	IT MAINTENANCE CONTRACTS	-	-	-	-	-	
01-52610-99-00	CONTRACT SERVICES	10,000	10,000	977	4,476	5,524	44.8%
01-52625-99-00	MARKETING	-	6,000	6,000	6,000	-	
01-52635-99-00	DUES, FEES AND PERMITS	1,500	1,500	-	211	1,289	14.1%
01-52650-99-00	GENERAL LIABILITY INSURANCE	81,700	81,700	6,743	40,458	41,242	49.5%
01-52810-99-00	UTILITIES	35,000	35,000	1,707	17,589	17,411	50.3%
01-52820-99-00	TELEPHONE	-	-	-	-	-	
01-52850-99-00	NEWSLETTER	25,000	25,000	3,570	8,727	16,273	34.9%
	<b>Subtotal</b>	<b>153,200</b>	<b>159,200</b>	<b>18,997</b>	<b>77,462</b>	<b>81,738</b>	<b>48.7%</b>
01-53220-99-00	JANITORAL SUPPLIES	3,000	3,000	51	95	2,905	3.2%
01-53230-99-00	OTHER SUPPLIES	6,500	6,500	63	2,262	4,238	34.8%
01-53410-99-00	BUILDING MAINTENANCE	15,000	22,800	472	18,389	4,411	80.7%
01-53455-99-00	VEHICLE FUEL	500	500	45	125	375	25.1%
01-53470-99-00	VEHICLE REPAIR	5,500	5,500	17	311	5,189	5.7%
	<b>Subtotal</b>	<b>30,500</b>	<b>38,300</b>	<b>648</b>	<b>21,183</b>	<b>17,117</b>	<b>55.3%</b>
01-54900-99-00	NON CAPITAL OUTLAY	2,500	5,128	2,588	3,393	1,736	66.2%
01-54910-99-00	CAPITAL OUTLAY	70,000	86,121	-	75,912	10,209	88.1%
01-54914-99-00	BUILDING IMPROVEMENTS	-	-	-	-	-	
	<b>Subtotal</b>	<b>72,500</b>	<b>91,249</b>	<b>2,588</b>	<b>79,305</b>	<b>11,944</b>	<b>86.9%</b>
01-55730-99-00	LIBRARY DONATIONS	35,000	35,000	-	35,000	-	100.0%
01-55900-99-00	ECONOMIC DEVELOPMEN INCENTIVES	150,000	150,000	33,397	102,514	47,486	68.3%
01-55985-99-00	TRANSFER TO EDC	120,000	120,000	10,000	60,000	60,000	50.0%
01-58006-99-00	TRANSF TO CAP/IT REPLACEMENT	5,400	5,400	-	-	5,400	0.0%
	<b>Subtotal</b>	<b>310,400</b>	<b>310,400</b>	<b>43,397</b>	<b>197,514</b>	<b>112,886</b>	<b>63.6%</b>
<b>Dept number: 99</b>	<b>NON-DEPARTMENTAL</b>	<b>341,600</b>	<b>374,149</b>	<b>65,629</b>	<b>375,464</b>	<b>(1,315)</b>	<b>100.4%</b>
	<b>Expenditure Subtotal</b>	<b>11,956,908</b>	<b>12,307,159</b>	<b>1,161,891</b>	<b>6,085,256</b>	<b>6,221,903</b>	<b>49.4%</b>
<b>Fund number: 1</b>	<b>GENERAL FUND</b>	<b>(619,305)</b>	<b>(969,556)</b>	<b>(733,002)</b>	<b>2,220,811</b>	<b>(3,190,367)</b>	<b>-229.1%</b>



CITY OF CIBOLO  
REVENUE AND EXPENSE REPORT-MARCH

FISCAL YEAR 2018

Account Number	Description	ADOPTED BUDGET	CURRENT BUDGET	CURRENT PERIOD	YEAR TO DATE ACTUAL	REMAINING BALANCE	PERCENT MET
<b>UTILITY REVENUES</b>							
02-31100-00-00	WATER SALES - RESIDENTIAL	3,570,600	3,570,600	228,883	1,508,602	2,061,998	42.3%
02-31110-00-00	WATER SALES - COMMERCIAL	765,000	765,000	39,435	342,721	422,279	44.8%
02-31200-00-00	WASTE WATER - RESIDENTIAL	3,017,900	3,017,900	243,595	1,485,229	1,532,671	49.2%
02-31210-00-00	WASTE WATER - COMMERCIAL	170,000	170,000	13,065	90,146	79,854	53.0%
02-31300-00-00	GARBAGE COLLECTION-RESIDENTIAL	1,455,700	1,455,700	119,945	719,461	736,239	49.4%
02-31310-00-00	GARBAGE COLLECTION-COMMERCIAL	1,108,100	1,108,100	99,528	441,284	666,816	39.8%
02-31400-00-00	LATE FEES	123,200	123,200	11,400	68,843	54,357	55.9%
02-31420-00-00	ADMINISTRATIVE PENALTY	21,700	21,700	2,525	10,325	11,375	47.6%
02-31600-00-00	RECYCLING FEES - A/R	265,200	265,200	21,883	130,637	134,563	49.3%
02-31700-00-00	WATER ACQUISITION FEE	393,100	393,100	32,664	196,302	196,798	49.9%
02-31900-00-00	ACCOUNT SETUP FEES	54,400	54,400	3,450	18,810	35,590	34.6%
	<b>Subtotal</b>	<b>10,944,900</b>	<b>10,944,900</b>	<b>816,374</b>	<b>5,012,361</b>	<b>5,932,539</b>	<b>45.8%</b>
02-32100-00-00	CONNECT FEES	500	500	50	300	200	60.0%
02-32200-00-00	METER INSTALLATION FEES	2,300	2,300	60	1,110	1,190	48.3%
02-32250-00-00	METER SALES	20,800	20,800	580	9,185	11,615	44.2%
02-32260-00-00	HYDRANT METER RENTALS	11,500	11,500	1,448	10,523	978	91.5%
02-32500-00-00	TAP FEES	4,700	4,700	1,585	2,105	2,595	44.8%
	<b>Subtotal</b>	<b>39,800</b>	<b>39,800</b>	<b>3,723</b>	<b>23,223</b>	<b>16,578</b>	<b>58.3%</b>
02-34540-00-00	CREDIT CARD FEES	70,600	70,600	7,051	40,601	29,999	57.5%
	<b>Subtotal</b>	<b>70,600</b>	<b>70,600</b>	<b>7,051</b>	<b>40,601</b>	<b>29,999</b>	<b>57.5%</b>
02-35100-00-00	INTEREST	12,000	12,000	4,048	21,334	(9,334)	177.8%
02-35300-00-00	MISC RECEIPTS	4,400	4,400	535	1,195	3,205	27.2%
02-35315-00-00	NSF FEES	4,500	4,500	250	2,275	2,225	50.6%
02-35325-00-00	ADMINISTRATIVE FEES	200	200	600	1,350	(1,150)	675.0%
02-35410-00-00	CASH OVER/SHORT	-	-	1	11	(11)	
02-35500-00-00	INSURANCE PROCEEDS	-	-	-	-	-	
	<b>Subtotal</b>	<b>21,100</b>	<b>21,100</b>	<b>5,434</b>	<b>26,166</b>	<b>(5,066)</b>	<b>124.0%</b>
02-36415-00-00	SALE OF ASSETS	5,000	5,000	-	-	5,000	0.0%
02-36420-00-00	SALE OF MATERIALS	1,000	1,000	-	823	177	82.3%
	<b>Subtotal</b>	<b>6,000</b>	<b>6,000</b>	<b>-</b>	<b>823</b>	<b>5,177</b>	<b>13.7%</b>
02-38501-00-00	TRANSFER FM GENERAL FUND	-	-	-	-	-	
02-38540-00-00	TRANSFER FROM DUD	-	-	-	-	-	
	<b>Subtotal</b>	<b>-</b>	<b>-</b>	<b>-</b>	<b>-</b>	<b>-</b>	
	<b>Revenue Subtotal</b>	<b>11,082,400</b>	<b>11,082,400</b>	<b>832,581</b>	<b>5,103,174</b>	<b>5,979,226</b>	<b>46.0%</b>

CITY OF CIBOLO  
REVENUE AND EXPENSE REPORT-MARCH

FISCAL YEAR 2018

Account Number	Description	ADOPTED BUDGET	CURRENT BUDGET	CURRENT PERIOD	YEAR TO DATE ACTUAL	REMAINING BALANCE	PERCENT MET
<b>UTILITY ADMINISTRATION</b>							
02-51010-42-00	SALARIES	125,990	125,990	14,273	62,335	63,655	49.5%
02-51011-42-00	LONGEVITY	3,720	3,720	-	-	3,720	0.0%
02-51015-42-00	OVERTIME	1,000	1,000	7	311	689	31.1%
02-51020-42-00	UNEMPLOYMENT TAX	540	540	486	486	54	90.0%
02-51030-42-00	SOCIAL SECURITY - MEDICARE	9,999	9,999	1,043	4,603	5,397	46.0%
02-51040-42-00	RETIREMENT	17,182	17,182	1,886	8,200	8,982	47.7%
02-51060-42-00	HEALTH - LIFE INSURANCE	17,005	17,005	1,441	8,601	8,405	50.6%
02-51070-42-00	WORKERS COMPENSATION	273	273	20	120	153	44.0%
	<b>Subtotal</b>	<b>175,709</b>	<b>175,709</b>	<b>19,157</b>	<b>84,655</b>	<b>91,054</b>	<b>48.2%</b>
02-52600-42-00	IT MAINTENANCE CONTRACTS	10,500	10,500	-	6,408	4,093	61.0%
02-52610-42-00	CONTRACT SERVICES	18,000	29,425	-	13,267	16,158	45.1%
02-52630-42-00	TRAVEL AND TRAINING	1,750	1,750	398	597	1,153	34.1%
02-52640-42-00	BILLING SERVICE - DATA PROSE	12,800	12,800	971	5,210	7,590	40.7%
02-52650-42-00	GENERAL LIABILITY INSURANCE	28,000	28,000	2,271	13,627	14,373	48.7%
02-52680-42-00	LEGAL SERVICES	40,000	40,000	1,765	19,831	20,169	49.6%
02-52682-42-00	LEGAL SERVICES - COLLECTIONS	1,500	1,500	199	478	1,022	31.9%
02-52710-42-00	PROFESSIONAL SERVICES	-	-	-	-	-	-
02-52715-42-00	ENGINEERING - MASTER PLAN	-	-	-	-	-	-
02-52722-42-00	AUDIT SERVICES	12,500	12,500	10,000	10,000	2,500	80.0%
	<b>Subtotal</b>	<b>125,050</b>	<b>136,475</b>	<b>15,604</b>	<b>69,417</b>	<b>67,058</b>	<b>50.9%</b>
02-53090-42-00	UNIFORM AND CLOTHING	500	500	225	390	110	78.1%
02-53210-42-00	OFFICE SUPPLIES	2,400	2,400	-	1,012	1,388	42.2%
02-53215-42-00	PRINTING	3,500	3,500	-	981	2,519	28.0%
02-53225-42-00	OFFICE MACHINERY/EQUIPMENT	400	400	-	338	62	84.6%
02-53230-42-00	OTHER SUPPLIES	-	-	-	-	-	-
02-53240-42-00	POSTAGE	40,800	40,800	3,433	20,370	20,430	49.9%
	<b>Subtotal</b>	<b>47,600</b>	<b>47,600</b>	<b>3,658</b>	<b>23,092</b>	<b>24,508</b>	<b>48.5%</b>
02-55425-42-00	CREDIT CARD MACHINE FEES	51,660	51,660	4,998	28,965	22,695	56.1%
02-55720-42-00	FALL/SPRING CLEANUP-BEXARWASTE	30,000	30,000	-	-	30,000	0.0%
02-55735-42-00	GENERAL FUND ADMIN FEES	165,068	165,068	11,847	76,236	88,832	46.2%
02-55764-42-00	REGIONAL WTR DEV GRP	300	300	-	-	300	0.0%
02-55766-42-00	CIBOLO CREEK MUNICIPAL AUTH.	2,194,800	2,194,800	177,441	1,104,309	1,090,491	50.3%
02-55767-42-00	BEXAR WASTE CONTRACT	2,404,650	2,404,650	205,152	1,097,675	1,306,975	45.6%
02-55768-42-00	REFUSE TRANSFER TO GENERAL	56,580	56,580	4,827	25,828	30,752	45.6%
02-55770-42-00	CIBOLO VALLEY LOCAL GOVT CORP	300,000	300,000	100,000	300,000	-	100.0%
	<b>Subtotal</b>	<b>5,203,058</b>	<b>5,203,058</b>	<b>504,266</b>	<b>2,633,014</b>	<b>2,570,044</b>	<b>50.6%</b>
02-56000-42-00	WATER PURCHASED-LK DUNLAP	339,500	339,500	24,007	141,081	198,419	41.6%
02-56010-42-00	CRWA BONDS-LK DUNLAP CIBOLO	232,900	232,900	19,409	116,456	116,444	50.0%
02-56012-42-00	CRWA BONDS-MID CITIES CIBOLO	232,600	232,600	19,384	116,304	116,296	50.0%
02-56013-42-00	CRWA BONDS-MID CITIES SAWS/DSP	132,900	132,900	11,077	66,460	66,440	50.0%
02-56014-42-00	CRWA BONDS-WELLS RANCH CIBOLO	755,100	755,100	62,926	377,555	377,545	50.0%
02-56015-42-00	CRWA BONDS-WR CRYSTAL CLR LSE	306,800	306,800	25,566	153,394	153,406	50.0%
02-56020-42-00	CONTR WATER-LAKE DUNLAP CIBOLO	198,500	198,500	16,312	97,871	100,629	49.3%
02-56024-42-00	CONTR WATER-WELLS RANCH CIBOLO	308,400	308,400	25,396	152,373	156,027	49.4%
02-56025-42-00	CONTR WATER-WR CRYSTAL CLR LSE	115,400	115,400	9,500	56,998	58,402	49.4%
02-56030-42-00	PLANT M&O-LAKE DUNLAP CIBOLO	196,200	196,200	16,346	98,075	98,125	50.0%
02-56032-42-00	PLANT M&O-MID CITIES CIBOLO	60,600	60,600	5,053	30,319	30,281	50.0%
02-56033-42-00	PLANT M&O-MID CITIES SAWS/DSP	34,700	34,700	2,888	17,325	17,375	49.9%
02-56034-42-00	PLANT M&O-WELLS RANCH CIBOLO	103,800	103,800	8,647	51,879	51,921	50.0%
02-56035-42-00	PLANT M&O-WR CRYSTAL CLR LSE	38,800	38,800	3,234	19,406	19,394	50.0%
02-56040-42-00	CRWA ADMIN-LAKE DUNLAP CIBOLO	47,500	47,500	3,960	23,758	23,742	50.0%
02-56044-42-00	CRWA ADMIN-WELLS RANCH CIBOLO	76,500	76,500	6,377	38,263	38,237	50.0%
02-56045-42-00	CRWA ADMIN-WR CRYSTAL CLR LSE	28,600	28,600	2,386	14,313	14,287	50.0%
	<b>Subtotal</b>	<b>3,208,800</b>	<b>3,208,800</b>	<b>262,465</b>	<b>1,571,832</b>	<b>1,636,968</b>	<b>49.0%</b>
02-58006-42-00	TRANSFER TO IT REPLACEMENT FUND	920	920	230	460	460	50.0%
	<b>Subtotal</b>	<b>920</b>	<b>920</b>	<b>230</b>	<b>460</b>	<b>460</b>	<b>50.0%</b>
Dept number: 42	UTILITIES ADMINISTRATION	8,761,137	8,772,562	805,380	4,382,470	4,390,093	50.0%

CITY OF CIBOLO  
REVENUE AND EXPENSE REPORT-MARCH

FISCAL YEAR 2018

Account Number	Description	ADOPTED BUDGET	CURRENT BUDGET	CURRENT PERIOD	YEAR TO DATE ACTUAL	REMAINING BALANCE	PERCENT MET
<b>UTILITY OPERATIONS - WATER</b>							
02-51010-46-00	SALARIES	339,066	339,066	34,488	162,542	176,524	47.9%
02-51011-46-00	LONGEVITY	5,136	5,136	-	-	5,136	0.0%
02-51013-46-00	CERTIFICATE PAY	1,872	1,872	216	936	936	50.0%
02-51014-46-00	ON-CALL PAY	3,640	3,640	500	1,700	1,940	46.7%
02-51015-46-00	OVERTIME	11,200	11,200	1,427	6,195	5,005	55.3%
02-51016-46-00	PHONE ALLOWANCE	1,920	1,920	180	1,000	920	52.1%
02-51020-46-00	UNEMPLOYMENT TAX	1,800	1,800	930	930	870	51.7%
02-51030-46-00	SOCIAL SECURITY - MEDICARE	27,757	27,757	2,705	12,692	15,065	45.7%
02-51040-46-00	RETIREMENT	47,695	47,695	4,863	22,548	25,147	47.3%
02-51060-46-00	HEALTH - LIFE INSURANCE	56,501	56,501	2,839	21,208	35,293	37.5%
02-51070-46-00	WORKERS COMPENSATION	8,316	8,316	610	3,657	4,659	44.0%
	<b>Subtotal</b>	<b>504,902</b>	<b>504,902</b>	<b>48,757</b>	<b>233,408</b>	<b>271,494</b>	<b>46.2%</b>
02-52510-46-00	LABORATORY FEES	9,500	9,500	384	2,719	6,781	28.6%
02-52600-46-00	IT MAINTENANCE CONTRACTS	9,300	9,300	327	1,726	7,574	18.6%
02-52610-46-00	CONTRACT SERVICES	6,700	6,700	700	2,141	4,559	31.9%
02-52630-46-00	TRAVEL AND TRAINING	3,500	3,500	624	1,947	1,553	55.6%
02-52635-46-00	DUES AND FEES	1,800	1,800	522	633	1,167	35.2%
02-52710-46-00	PROFESSIONAL SERVICES	5,000	5,000	-	-	5,000	0.0%
02-52740-46-00	GIS/CAD MAPPING SERVICES	-	-	-	-	-	-
02-52810-46-00	UTILITIES	40,000	40,000	3,187	18,007	21,993	45.0%
02-52820-46-00	TELEPHONE	1,750	1,750	109	546	1,204	31.2%
	<b>Subtotal</b>	<b>77,550</b>	<b>77,550</b>	<b>5,853</b>	<b>27,718</b>	<b>49,832</b>	<b>35.7%</b>
02-53090-46-00	UNIFORMS	7,500	7,500	323	2,681	4,819	35.7%
02-53095-46-00	SAFETY SUPPLIES AND EQUIPMENT	2,750	2,750	452	1,020	1,730	37.1%
02-53210-46-00	OFFICE SUPPLIES	800	800	237	626	174	78.2%
02-53215-46-00	PRINTING	500	500	-	-	500	0.0%
02-53220-46-00	JANITORIAL SUPPLIES	250	250	-	210	40	84.0%
02-53225-46-00	OFFICE MACHINERY AND EQUIPMENT	300	300	-	-	300	0.0%
02-53230-46-00	OTHER SUPPLIES	2,750	2,750	146	1,909	841	69.4%
02-53240-46-00	POSTAGE	450	450	-	-	450	0.0%
02-53271-46-00	MAIN REPAIR WATER	35,000	34,165	1,806	18,656	15,509	54.6%
02-53280-46-00	MINOR TOOLS AND EQUIPMENT	3,500	3,500	188	1,195	2,305	34.1%
02-53410-46-00	BUILDING MAINTENANCE	3,000	3,000	-	1,294	1,706	43.1%
02-53415-46-00	TOWER SITE MAINTENANCE	2,000	2,835	1,661	2,864	(29)	101.0%
02-53440-46-00	MACHINERY MAINTENANCE	20,000	20,000	2,699	4,451	15,549	22.3%
02-53455-46-00	VEHICLE FUEL	18,000	18,000	808	6,258	11,742	34.8%
02-53470-46-00	VEHICLE REPAIRS	6,000	6,000	381	1,504	4,496	25.1%
	<b>Subtotal</b>	<b>102,800</b>	<b>102,800</b>	<b>8,702</b>	<b>42,667</b>	<b>60,133</b>	<b>41.5%</b>
02-54900-46-00	NON CAPITAL OUTLAY <\$9,999	3,500	3,500	3,428	3,428	72	97.9%
02-54910-46-00	CAPITAL OUTLAY	-	-	-	-	-	-
02-54930-46-00	COMMUNICATION EQUIPMENT	4,750	4,750	-	-	4,750	0.0%
02-54955-46-00	WATER METERS	225,000	225,000	2,580	208,710	16,290	92.8%
	<b>Subtotal</b>	<b>233,250</b>	<b>233,250</b>	<b>6,008</b>	<b>212,138</b>	<b>21,112</b>	<b>90.9%</b>
02-58001-46-00	TRANSFER TO GENERAL FUND	45,000	45,000	11,250	22,500	22,500	50.0%
02-58006-46-00	TRANSFER TO IT REPLACEMENT FUND	1,368	1,368	342	684	684	50.0%
	<b>Subtotal</b>	<b>46,368</b>	<b>46,368</b>	<b>11,592</b>	<b>23,184</b>	<b>23,184</b>	<b>50.0%</b>
Dept number: 46	UTILITY OPERATIONS-WATER	964,870	964,870	80,911	539,116	425,754	55.9%

CITY OF CIBOLO  
REVENUE AND EXPENSE REPORT-MARCH

FISCAL YEAR 2018

Account Number	Description	ADOPTED BUDGET	CURRENT BUDGET	CURRENT PERIOD	YEAR TO DATE ACTUAL	REMAINING BALANCE	PERCENT MET
<b>UTILITY OPERATIONS -WASTEWATER</b>							
02-51010-54-00	SALARIES	185,078	185,078	8,297	42,478	142,600	23.0%
02-51011-54-00	LONGEVITY	1,584	1,584	-	-	1,584	0.0%
02-51013-54-00	CERTIFICATE PAY	1,248	1,248	144	624	624	50.0%
02-51014-54-00	ON-CALL PAY	2,080	2,080	200	900	1,180	43.3%
02-51015-54-00	OVERTIME	7,199	7,199	211	4,505	2,694	62.6%
02-51016-54-00	PHONE ALLOWANCE	960	960	40	240	720	25.0%
02-51020-54-00	UNEMPLOYMENT TAX	1,080	1,080	324	324	756	30.0%
02-51030-54-00	SOCIAL SECURITY - MEDICARE	15,158	15,158	617	3,342	11,817	22.0%
02-51040-54-00	RETIREMENT	26,047	26,047	1,175	6,367	19,680	24.4%
02-51060-54-00	HEALTH - LIFE INSURANCE	33,855	33,855	701	4,253	29,601	12.6%
02-51070-54-00	WORKERS COMPENSATION	4,476	4,476	328	1,968	2,508	44.0%
	<b>Subtotal</b>	<b>278,765</b>	<b>278,765</b>	<b>12,036</b>	<b>65,002</b>	<b>213,763</b>	<b>23.3%</b>
02-52600-54-00	IT MAINTENANCE CONTRACTS	3,100	3,100	327	327	2,773	10.5%
02-52610-54-00	CONTRACT SERVICES	8,500	8,500	560	1,228	7,273	14.4%
02-52630-54-00	TRAVEL AND TRAINING	2,900	2,900	-	2,261	639	78.0%
02-52635-54-00	DUES AND FEES	1,005	1,005	-	555	450	55.2%
02-52710-54-00	PROFESSIONAL SERVICES	3,500	3,500	-	540	2,960	15.4%
02-52740-54-00	GIS/CAD MAPPING SERVICES	-	-	-	-	-	
02-52810-54-00	UTILITIES	7,500	7,500	-	-	7,500	0.0%
02-52820-54-00	TELEPHONE	1,250	1,250	-	-	1,250	0.0%
	<b>Subtotal</b>	<b>27,755</b>	<b>27,755</b>	<b>887</b>	<b>4,910</b>	<b>22,845</b>	<b>17.7%</b>
02-53090-54-00	UNIFORMS	2,500	2,500	114	883	1,617	35.3%
02-53095-54-00	SAFETY SUPPLIES AND EQUIPMENT	1,600	1,600	512	1,081	519	67.5%
02-53230-54-00	OTHER SUPPLIES	1,500	1,500	15	243	1,257	16.2%
02-53272-54-00	MAIN REPAIR SEWER	27,500	25,128	169	2,012	23,116	8.0%
02-53280-54-00	MINOR TOOLS AND EQUIPMENT	2,000	2,000	-	32	1,968	1.6%
02-53420-54-00	LIFT STATION MAINTENANCE	7,500	7,500	514	3,962	3,538	52.8%
02-53440-54-00	MACHINERY MAINTENANCE	3,500	5,872	-	5,158	714	87.8%
02-53455-54-00	VEHICLE FUEL	6,000	6,000	285	3,077	2,923	51.3%
02-53470-54-00	VEHICLE REPAIRS	2,000	2,000	-	698	1,302	34.9%
	<b>Subtotal</b>	<b>54,100</b>	<b>54,100</b>	<b>1,609</b>	<b>17,145</b>	<b>36,955</b>	<b>31.7%</b>
02-54900-54-00	NON CAPITAL OUTLAY <\$9,999	3,500	3,500	3,428	3,428	72	97.9%
02-54910-54-00	CAPITAL OUTLAY	-	-	-	-	-	
02-54930-54-00	COMMUNICATION EQUIPMENT	2,250	2,250	-	-	2,250	0.0%
	<b>Subtotal</b>	<b>5,750</b>	<b>5,750</b>	<b>3,428</b>	<b>3,428</b>	<b>2,322</b>	<b>59.6%</b>
02-58001-54-00	TRANSFER TO GENERAL FUND	30,000	30,000	7,500	15,000	15,000	50.0%
02-58006-54-00	TRANSFER TO IT REPLACEMENT FUND	912	912	228	456	456	50.0%
	<b>Subtotal</b>	<b>30,912</b>	<b>30,912</b>	<b>7,728</b>	<b>15,456</b>	<b>15,456</b>	<b>50.0%</b>
02-59140-54-00	2014 LEASE PRINCIPAL	44,608	44,608	-	44,538	71	99.8%
02-59141-54-00	2014 LEASE INTEREST	1,040	1,040	-	1,081	(41)	103.9%
	<b>Subtotal</b>	<b>45,649</b>	<b>45,649</b>	<b>-</b>	<b>45,619</b>	<b>30</b>	<b>99.9%</b>
<b>Dept number: 54</b>	<b>UTILITY OPERATIONS-WASTEWATER</b>	<b>442,930</b>	<b>442,930</b>	<b>25,687</b>	<b>151,559</b>	<b>291,371</b>	<b>34.2%</b>

CITY OF CIBOLO  
 REVENUE AND EXPENSE REPORT-MARCH

FISCAL YEAR 2018

Account Number	Description	ADOPTED BUDGET	CURRENT BUDGET	CURRENT PERIOD	YEAR TO DATE ACTUAL	REMAINING BALANCE	PERCENT MET
<b>DEBT &amp; NON-DEPARTMENTAL</b>							
02-51099-99-00	SALARY SAVINGS	(12,000)	(12,000)	-	-		
02-52725-99-00	BOND FEES	500	500	-	200	300	40.0%
02-54910-99-00	CAPITAL OUTLAY	-	-	-	-	-	
02-59063-99-00	2006 20 YEAR REVENUE BOND	211,864	211,864	-	182,458	29,406	86.1%
02-59071-99-00	2007 GENERAL OBLIGATION BOND	151,250	151,250	-	147,200	4,050	97.3%
02-59123-99-00	2012 REVENUE BONDS	512,888	512,888	-	88,944	423,944	17.3%
02-59151-99-00	2015 REFUNDING BONDS	52,750	52,750	-	28,913	23,838	54.8%
	<b>Subtotal</b>	<b>917,252</b>	<b>917,252</b>	<b>-</b>	<b>447,715</b>	<b>469,537</b>	<b>48.8%</b>
Dept number: 99	DEBT & NON-DEPARTMENTAL	917,252	917,252	-	447,715	469,537	48.8%
	<b>Expenditure Subtotal</b>	<b>11,086,190</b>	<b>11,097,615</b>	<b>911,979</b>	<b>5,520,860</b>	<b>5,576,755</b>	<b>49.7%</b>
Fund number: 2	WATER & SEWER FUND	(3,790)	(15,215)	(79,398)	(417,686)	402,472	2745.3%

CITY OF CIBOLO  
REVENUE AND EXPENSE REPORT-MARCH

FISCAL YEAR 2018

Account Number	Description	ADOPTED BUDGET	CURRENT BUDGET	CURRENT PERIOD	YEAR TO DATE ACTUAL	REMAINING BALANCE	PERCENT MET
<b>DEBT SERVICE FUND</b>							
03-31100-00	PROPERTY TAXES - CURRENT	3,413,000	3,413,000	19,644	3,399,343	13,657	99.6%
03-31120-00	PROPERTY TAXES - DELINQUENT	12,000	12,000	296	2,245	9,755	18.7%
03-31130-00	PROPERTY TAXES-PENALTY AND INT	11,000	11,000	1,590	5,811	5,189	52.8%
	<b>Subtotal</b>	<b>3,436,000</b>	<b>3,436,000</b>	<b>21,530</b>	<b>3,407,399</b>	<b>28,601</b>	<b>99.2%</b>
03-35100-00	INTEREST	2,000	2,000	1,003	4,877	(2,877)	243.9%
03-35250-00	BOND PROCEEDS	-	-	-	3,556	(3,556)	
03-36550-00	OUTSIDE CONTRIBUTIONS	165,000	165,000	16,500	49,500	115,500	30.0%
03-38505-00	TRANSFER FROM ECONOMIC DEV COR	122,300	122,300	104,075	104,075	18,225	85.1%
	<b>Subtotal</b>	<b>289,300</b>	<b>289,300</b>	<b>121,578</b>	<b>162,008</b>	<b>127,292</b>	<b>56.0%</b>
	<b>Revenue Subtotal</b>	<b>3,725,300</b>	<b>3,725,300</b>	<b>143,107</b>	<b>3,569,408</b>	<b>155,892</b>	<b>95.8%</b>
03-52725-00	AGENT FEES	3,500	3,500	-	1,500	2,000	42.9%
03-59030-00	2003 CERT OF OBLIGATION-PRINC	-	-	-	-	-	
03-59031-00	2003 CERT OF OBLIGATION - INT	-	-	-	-	-	
03-59070-00	2007 GENERAL OBLIG.BOND-PRINC	402,800	402,800	-	410,000	(7,200)	101.8%
03-59071-00	2007 GENERAL OBLIG.BOND-INT.	41,625	41,625	-	21,825	19,800	52.4%
03-59090-00	2009 GENERAL OBLIG.BOND-PRINC	595,000	595,000	-	595,000	-	100.0%
03-59091-00	2009 GENERAL OBLIG.BOND-INT.	378,030	119,355	-	24,300	95,055	20.4%
03-59100-00	2010 GO REFUNDING BONDS-PRINC	95,000	95,000	-	95,000	-	100.0%
03-59101-00	2010 GO REFUNDING BONDS-INT	11,500	11,500	-	6,474	5,026	56.3%
03-59110-00	2011 GENERAL OBLIG BONDS-PRINC	370,000	370,000	-	370,000	-	100.0%
03-59111-00	2011 GENERAL OBLIG BONDS-INT	206,780	206,780	-	105,240	101,540	50.9%
03-59124-00	2012 GENERAL OBLIG BONDS-PRINC	85,000	85,000	-	85,000	-	100.0%
03-59125-00	2012 GENERAL OBLIG BONDS-INT	37,300	37,300	-	19,075	18,225	51.1%
03-59130-00	2013 GENERAL OBLIG BONDS-PRINC	270,000	270,000	-	270,000	-	100.0%
03-59131-00	2013 GENERAL OBLIG BONDS-INT	233,918	233,918	-	118,309	115,609	50.6%
03-59140-00	2014 GENERAL OBLIG BONDS-PRINC	115,000	115,000	-	115,000	-	100.0%
03-59141-00	2014 GENERAL OBLIG BONDS-INT	79,113	79,113	-	40,275	38,838	50.9%
03-59150-00	2015 GENERAL OBLIG BONDS-PRINC	150,000	150,000	-	150,000	-	100.0%
03-59151-00	2015 GENERAL OBLIG BONDS-INT	270,350	270,350	-	136,300	134,050	50.4%
03-59160-00	2015 GENERAL OBLIG BONDS-PRINC	140,000	140,000	-	140,000	-	100.0%
03-59161-00	2015 GENERAL OBLIG BONDS-INT	82,775	82,775	-	42,088	40,688	50.8%
03-59170-00	2017 CERTIFICATE OF OBLIGATION	100,000	100,000	-	100,000	-	100.0%
03-59171-00	2017 CERT OF OBLIGATION - INT	75,075	75,075	-	38,500	36,575	51.3%
03-59172-00	2017 GOR BOND PRINCIPAL	-	145,000	-	145,000	-	100.0%
03-59173-00	2017 GOR BOND INTEREST	-	113,675	-	36,424	77,251	32.0%
	<b>Subtotal</b>	<b>3,742,766</b>	<b>3,742,766</b>	<b>-</b>	<b>3,065,309</b>	<b>677,457</b>	<b>81.9%</b>
Dept number: 41	DEBT SERVICE	3,742,766	3,742,766	-	3,065,309	677,457	81.9%
	<b>Expenditure Subtotal</b>	<b>3,742,766</b>	<b>3,742,766</b>	<b>-</b>	<b>3,065,309</b>	<b>677,457</b>	<b>81.9%</b>
Fund number: 3	DEBT SERVICE FUND	(17,466)	(17,466)	143,107	504,098	(521,564)	-288.2%

CITY OF CIBOLO  
REVENUE AND EXPENSE REPORT-MARCH

FISCAL YEAR 2018

Account Number	Description	ADOPTED BUDGET	CURRENT BUDGET	CURRENT PERIOD	YEAR TO DATE ACTUAL	REMAINING BALANCE	PERCENT MET
<b>ECONOMIC DEVELOPMENT FUND</b>							
05-31200-00	SALES TAX	395,600	395,600	29,011	227,300	168,300	57.5%
	<b>Subtotal</b>	<b>395,600</b>	<b>395,600</b>	<b>29,011</b>	<b>227,300</b>	<b>168,300</b>	<b>57.5%</b>
05-35105-00	INTEREST	1,200	1,200	481	2,184	(984)	182.0%
	<b>Subtotal</b>	<b>1,200</b>	<b>1,200</b>	<b>481</b>	<b>2,184</b>	<b>(984)</b>	<b>182.0%</b>
05-36122-00	RESTRICTED DONATIONS	-	-	-	-	-	
	<b>Subtotal</b>	<b>-</b>	<b>-</b>	<b>-</b>	<b>-</b>	<b>-</b>	
05-38501-00	TRANSFER FROM GENERAL FUND	120,000	120,000	10,000	60,000	60,000	50.0%
	<b>Subtotal</b>	<b>120,000</b>	<b>120,000</b>	<b>10,000</b>	<b>60,000</b>	<b>60,000</b>	<b>50.0%</b>
	<b>Revenue Subtotal</b>	<b>516,800</b>	<b>516,800</b>	<b>39,492</b>	<b>289,483</b>	<b>227,317</b>	<b>56.0%</b>
05-51010-42	SALARIES	150,952	150,952	17,143	74,040	76,912	49.0%
05-51011-42	LONGEVITY	1,080	1,080	-	-	1,080	0.0%
05-51016-42	PHONE ALLOWANCE	720	720	60	360	360	50.0%
05-51020-42	UNEMPLOYMENT TAX	360	360	324	324	36	90.0%
05-51030-42	SOCIAL SECURITY-MEDICARE	11,686	11,686	1,313	5,675	6,011	48.6%
05-51040-42	RETIREMENT	20,079	20,079	2,272	9,739	10,340	48.5%
05-51060-42	HEALTH-LIFE INSURANCE	11,503	11,503	959	5,751	5,752	50.0%
05-51070-42	WORKERS COMPENSATION	319	319	23	140	179	44.0%
	<b>Subtotal</b>	<b>196,699</b>	<b>196,699</b>	<b>22,095</b>	<b>96,030</b>	<b>100,669</b>	<b>48.8%</b>
05-52600-42	IT MAINTENANCE CONTRACTS	12,585	13,635	125	12,788	847	93.8%
05-52610-42	CONTRACT SERVICES	-	-	-	-	-	
05-52620-42	PUBLICATIONS	-	-	-	-	-	
05-52625-42	ADVERTISING AND MARKETING	20,000	22,700	900	14,020	8,680	61.8%
05-52630-42	TRAVEL AND TRAINING	13,500	13,500	-	1,097	12,403	8.1%
05-52635-42	DUES AND FEES	6,880	6,980	-	6,345	635	90.9%
05-52650-42	GENERAL LIABILITY INSURANCE	1,250	1,250	91	543	707	43.4%
05-52680-42	LEGAL SERVICES	12,000	12,000	-	36	11,965	0.3%
05-52750-42	PROFESSIONAL STUDIES	-	-	-	-	-	
	<b>Subtotal</b>	<b>66,215</b>	<b>70,065</b>	<b>1,116</b>	<b>34,829</b>	<b>35,236</b>	<b>49.7%</b>
05-53210-42	OFFICE SUPPLIES	2,000	2,000	73	268	1,732	13.4%
05-53215-42	PRINTING	2,000	2,000	-	59	1,941	3.0%
05-53240-42	POSTAGE	150	150	0	3	147	1.8%
05-53280-42	MINOR TOOLS AND EQUIPMENT	2,000	2,000	-	-	2,000	0.0%
05-53455-42	VEHICLE FUEL	2,000	2,000	24	182	1,818	9.1%
05-53470-42	VEHICLE REPAIR	1,000	1,000	-	8	993	0.8%
05-53610-42	MEETINGS EXPENSE	5,000	4,900	18	818	4,082	16.7%
	<b>Subtotal</b>	<b>14,150</b>	<b>14,050</b>	<b>116</b>	<b>1,337</b>	<b>12,713</b>	<b>9.5%</b>
05-54900-42	NON-CAPITAL OUTLAY	-	12,554	-	-	12,554	0.0%
05-54910-42	CAPITAL OUTLAY	86,000	86,000	-	-	86,000	0.0%
	<b>Subtotal</b>	<b>86,000</b>	<b>98,554</b>	<b>-</b>	<b>-</b>	<b>98,554</b>	<b>0.0%</b>
05-55735-42	CIBOLO PROFESSIONAL SERVICES	6,000	6,000	500	3,000	3,000	50.0%
05-55785-42	RAILROAD LAND LEASE	-	-	-	5,500	(5,500)	
05-55800-42	ECONOMIC DEVELOPMENT GRANTS	40,000	40,000	10,000	10,000	30,000	25.0%
05-55910-42	2008 CO-SALES TAX NOTES	122,300	122,300	104,075	104,075	18,225	85.1%
	<b>Subtotal</b>	<b>168,300</b>	<b>168,300</b>	<b>114,575</b>	<b>122,575</b>	<b>45,725</b>	<b>72.8%</b>
05-58006-42	TRANSFER TO IT REPLACEMENT FUND	680	680	170	340	340	50.0%
	<b>Subtotal</b>	<b>680</b>	<b>680</b>	<b>170</b>	<b>340</b>	<b>340</b>	<b>50.0%</b>
<b>Dept number: 42</b>	<b>ECONOMIC DEVELOPMENT FUND</b>	<b>532,044</b>	<b>548,348</b>	<b>138,071</b>	<b>255,110</b>	<b>293,238</b>	<b>46.5%</b>
	<b>Expenditure Subtotal</b>	<b>532,044</b>	<b>548,348</b>	<b>138,071</b>	<b>255,110</b>	<b>293,238</b>	<b>46.5%</b>
<b>Fund number: 5</b>	<b>ECONOMIC DEVELOPMENT FUND</b>	<b>(15,244)</b>	<b>(31,548)</b>	<b>(98,579)</b>	<b>34,373</b>	<b>(65,921)</b>	<b>-109.0%</b>

CITY OF CIBOLO  
 REVENUE AND EXPENSE REPORT-MARCH

FISCAL YEAR 2018

Account Number	Description	ADOPTED BUDGET	CURRENT BUDGET	CURRENT PERIOD	YEAR TO DATE ACTUAL	REMAINING BALANCE	PERCENT MET
<b><u>CAPITAL / IT REPLACEMENT FUND</u></b>							
06-35105-00-00	INTEREST	250	250	90	463	(213)	185.0%
06-38501-00-00	TRANSFER FROM GENERAL FUND	28,300	28,300	5,725	11,450	16,850	40.5%
06-38502-00-00	TRANSFER FROM UTILITY FUND	3,200	3,200	800	1,600	1,600	50.0%
06-38505-00-00	TRANSFER FROM EDC	680	680	170	340	340	50.0%
06-38540-00-00	TRANSFER FROM DUD	360	360	90	180	180	50.0%
	<b>Revenue Subtotal</b>	<b>32,790</b>	<b>32,790</b>	<b>6,875</b>	<b>14,033</b>	<b>18,757</b>	<b>42.8%</b>
06-54900-00-00	NON-CAPITAL OUTLAY	13,300	13,300	663	13,294	6	100.0%
06-54910-00-00	CAPITAL OUTLAY	40,000	40,000	1,288	9,103	30,897	22.8%
	<b>Expenditure Subtotal</b>	<b>53,300</b>	<b>53,300</b>	<b>1,950</b>	<b>22,396</b>	<b>30,904</b>	<b>42.0%</b>
<b>Fund number: 6</b>	<b>CAPITAL / IT REPLACEMENT FUND</b>	<b>(20,510)</b>	<b>(20,510)</b>	<b>4,924</b>	<b>(8,364)</b>	<b>(12,146)</b>	<b>40.8%</b>



CITY OF CIBOLO  
 REVENUE AND EXPENSE REPORT-MARCH

FISCAL YEAR 2018

Account Number	Description	ADOPTED BUDGET	CURRENT BUDGET	CURRENT PERIOD	YEAR TO DATE ACTUAL	REMAINING BALANCE	PERCENT MET
<b><u>2006 TAX NOTES</u></b>							
07-35105-00	INTEREST	-	-	-	-	-	-
	Revenue Subtotal	-	-	-	-	-	-
07-57600-00-45	CONSTRUCTION COSTS-GVR EAST	-	-	-	-	-	-
	Expenditure Subtotal	-	-	-	-	-	-
Fund number: 7	2006 TAX NOTES	-	-	-	-	-	-

CITY OF CIBOLO  
 REVENUE AND EXPENSE REPORT-MARCH

FISCAL YEAR 2018

Account Number	Description	ADOPTED BUDGET	CURRENT BUDGET	CURRENT PERIOD	YEAR TO DATE ACTUAL	REMAINING BALANCE	PERCENT MET
<b><u>CIBOLOFEST</u></b>							
21-34540-00-00	CREDIT CARD FEES	-	-	-	50	(50)	
21-35100-00-00	INTEREST	5	5	-	29	(24)	575.2%
21-36250-00-00	CIBOLOFEST REVENUE	25,000	25,000	-	30,393	(5,393)	121.6%
	<b>Revenue Subtotal</b>	<b>25,005</b>	<b>25,005</b>	<b>-</b>	<b>30,471</b>	<b>(5,466)</b>	<b>121.9%</b>
21-53400-48-00	CIBOLOFEST EXPENSE	21,000	21,000	-	29,480	(8,480)	140.4%
21-55425-00-00	CREDIT CARD MACHINE FEES	-	-	-	47	(47)	
	<b>Expenditure Subtotal</b>	<b>21,000</b>	<b>21,000</b>	<b>-</b>	<b>29,527</b>	<b>(8,527)</b>	<b>140.6%</b>
<b>Fund number: 21</b>	<b>CIBOLOFEST</b>	<b>4,005</b>	<b>4,005</b>	<b>-</b>	<b>944</b>	<b>3,061</b>	<b>23.6%</b>

CITY OF CIBOLO  
REVENUE AND EXPENSE REPORT-MARCH

FISCAL YEAR 2018

Account Number	Description	ADOPTED BUDGET	CURRENT BUDGET	CURRENT PERIOD	YEAR TO DATE ACTUAL	REMAINING BALANCE	PERCENT MET
<b><u>WATER IMPACT FEES</u></b>							
22-32700-00	IMPACT FEES - WATER	-	-	-	2,277	(2,277)	
22-32705-00	IMPACT FEES - WATER (14)	153,214	153,214	17,975	106,053	47,162	69.2%
22-35100-00	INTEREST	2,500	2,500	1,021	4,708	(2,208)	188.3%
22-38100-00	INTERGOVERNMENTAL REVENUE	-	-	-	-	-	
	<b>Revenue Subtotal</b>	<b>155,714</b>	<b>155,714</b>	<b>18,996</b>	<b>113,038</b>	<b>42,676</b>	<b>72.6%</b>
22-52715-00	ENGINEERING - IMPACT FEE STUDY	40,000	40,000	-	-	40,000	0.0%
22-54916-00-51	WATER LINE PROJECTS-BORGFELD	-	-	-	-	-	
22-54916-00-56	WATER LINE PROJECTS-HAECKERVILLE	600,000	600,000	-	-	600,000	0.0%
	<b>Expenditure Subtotal</b>	<b>640,000</b>	<b>640,000</b>	<b>-</b>	<b>-</b>	<b>640,000</b>	<b>0.0%</b>
<b>Fund number: 22</b>	<b>WATER IMPACT FEES</b>	<b>(484,286)</b>	<b>(484,286)</b>	<b>18,996</b>	<b>113,038</b>	<b>(597,324)</b>	<b>-23.3%</b>

CITY OF CIBOLO  
REVENUE AND EXPENSE REPORT-MARCH

FISCAL YEAR 2018

Account Number	Description	ADOPTED BUDGET	CURRENT BUDGET	CURRENT PERIOD	YEAR TO DATE ACTUAL	REMAINING BALANCE	PERCENT MET
<b>WASTEWATER IMPACT FEES</b>							
24-32720-00	IMPACT FEES - WASTE WATER	62,764	62,764	2,242	12,702	50,062	20.2%
24-32725-00	IMPACT FEES - WASTE WATER (14)	469,653	469,653	44,250	200,895	268,758	42.8%
24-35100-00	INTEREST	8,000	8,000	1,499	6,779	1,221	84.7%
	<b>Revenue Subtotal</b>	<b>540,417</b>	<b>540,417</b>	<b>47,990</b>	<b>220,376</b>	<b>320,041</b>	<b>40.8%</b>
24-52710-00	PROFESSIONAL SERVICES	100,000	100,000	3,566	28,772	71,228	28.8%
24-52715-00	ENGINEERING - IMPACT FEE STUDY	40,000	40,000	-	-	40,000	0.0%
24-54917-46-32	SEWER LINE PROJECTS-FM 78	-	70,000	-	68,000	2,000	97.1%
24-54917-00-33	SEWER LINE PROJECTS-FM 78 EAST	1,100,000	1,100,000	-	-	1,100,000	0.0%
24-54917-00-51	SEWER LINE PROJECTS-BORGFELD	-	-	-	-	-	-
	<b>Expenditure Subtotal</b>	<b>1,240,000</b>	<b>1,310,000</b>	<b>3,566</b>	<b>96,772</b>	<b>1,213,228</b>	<b>7.4%</b>
<b>Fund number: 24</b>	<b>WASTE WATER IMPACT FEES</b>	<b>(699,583)</b>	<b>(769,583)</b>	<b>44,425</b>	<b>123,604</b>	<b>(893,187)</b>	<b>-16.1%</b>

CITY OF CIBOLO  
REVENUE AND EXPENSE REPORT-MARCH

FISCAL YEAR 2018

Account Number	Description	ADOPTED BUDGET	CURRENT BUDGET	CURRENT PERIOD	YEAR TO DATE ACTUAL	REMAINING BALANCE	PERCENT MET
<b>TRAFFIC IMPACT FEES</b>							
29-32750-00	IMPACT FEES-TRAFFIC	17,568	17,568	4,392	14,640	2,928	83.3%
29-32755-00	IMPACT FEES-TRAFFIC (N) (14)	379,522	379,522	4,360	59,591	319,931	15.7%
29-32765-00	IMPACT FEES - TRAFFIC (S)(14)	35,400	35,400	-	2,223	33,177	6.3%
29-35100-00	INTEREST	5,500	5,500	1,277	6,285	(785)	114.3%
29-38120-00	INTERGOVERNMENTAL PARTICIPATION	-	-	-	-	-	
	<b>Revenue Subtotal</b>	<b>437,990</b>	<b>437,990</b>	<b>10,029</b>	<b>82,739</b>	<b>355,251</b>	<b>18.9%</b>
29-52710-00	PROFESSIONAL SERVICES	-	-	-	-	-	
29-52715-00	ENGINEERING - IMPACT FEE STUDY	40,000	40,000	-	-	40,000	0.0%
29-57500-00-56	ENGINEERING SERVICES	50,000	50,000	-	-	50,000	0.0%
29-57600-00-51	CONSTRUCTION COSTS-BORGFELD	-	165,108	-	(602)	165,710	-0.4%
29-57600-00-52	CONSTRUCTION COSTS-GVR	-	-	-	-	-	
29-57600-00-56	CONSTRUCTION COSTS	400,000	400,000	-	-	400,000	0.0%
	<b>Expenditure Subtotal</b>	<b>490,000</b>	<b>655,108</b>	<b>-</b>	<b>(602)</b>	<b>655,710</b>	<b>-0.1%</b>
<b>Fund number: 29</b>	<b>TRAFFIC IMPACT FEES</b>	<b>(52,010)</b>	<b>(217,118)</b>	<b>10,029</b>	<b>83,341</b>	<b>(300,459)</b>	<b>-38.4%</b>

CITY OF CIBOLO  
REVENUE AND EXPENSE REPORT-MARCH

FISCAL YEAR 2018

Account Number	Description	ADOPTED BUDGET	CURRENT BUDGET	CURRENT PERIOD	YEAR TO DATE ACTUAL	REMAINING BALANCE	PERCENT MET
<b><u>STREET IMPACT FEES</u></b>							
30-35100-00	INTEREST	1,500	1,500	276	1,356	144	90.4%
30-36150-00	DEVELOPER PARTICIPATION	-	-	-	-	-	
	<b>Revenue Subtotal</b>	<b>1,500</b>	<b>1,500</b>	<b>276</b>	<b>1,356</b>	<b>144</b>	<b>90.4%</b>
30-57400-00-52	ENGINEERING COSTS	-	-	-	-	-	
30-57500-00-55	ENGINEERING COSTS	-	-	-	-	-	
30-57500-00-57	ENGINEERING	100,000	100,000	-	-	100,000	0.0%
30-57600-00-51	CONSTRUCTION COSTS	-	16,264	-	(9,674)	25,937	-59.5%
	<b>Expenditure Subtotal</b>	<b>100,000</b>	<b>116,264</b>	<b>-</b>	<b>(9,674)</b>	<b>125,937</b>	<b>-8.3%</b>
<b>Fund number: 30</b>	<b>STREET IMPACT FEES</b>	<b>(98,500)</b>	<b>(114,764)</b>	<b>276</b>	<b>11,030</b>	<b>(125,794)</b>	<b>-9.6%</b>

CITY OF CIBOLO  
REVENUE AND EXPENSE REPORT-MARCH

FISCAL YEAR 2018

Account Number	Description	ADOPTED BUDGET	CURRENT BUDGET	CURRENT PERIOD	YEAR TO DATE ACTUAL	REMAINING BALANCE	PERCENT MET
<b><u>DRAINAGE IMPACT FEES</u></b>							
31-32800-00	IMPACT FEES - DRAINAGE	25,378	25,378	1,586	6,344	19,034	25.0%
31-32805-00	IMPACT FEES - DRAINAGE (14)	236,885	236,885	24,266	75,016	161,870	31.7%
31-35100-00	INTEREST	2,000	2,000	2,320	10,824	(8,824)	541.2%
	<b>Revenue Subtotal</b>	<b>264,263</b>	<b>264,263</b>	<b>28,171</b>	<b>92,184</b>	<b>172,079</b>	<b>34.9%</b>
31-52715-00	ENGINEERING - IMPACT FEE STUDY	40,000	40,000	-	-	40,000	0.0%
31-54927-00-41	DRAINAGE IMPROVEMENTS-TOWN CK	1,600,000	1,600,000	-	-	1,600,000	0.0%
31-54927-00-43	DRAINAGE IMPROVEMENTS	46,240	46,240	-	1,600	44,640	3.5%
31-57500-00-43	ENGINEERING COSTS	10,000	10,000	-	-	10,000	0.0%
	<b>Expenditure Subtotal</b>	<b>1,696,240</b>	<b>1,696,240</b>	<b>-</b>	<b>1,600</b>	<b>1,694,640</b>	<b>0.1%</b>
<b>Fund number: 31</b>	<b>DRAINAGE IMPACT FEES</b>	<b>(1,431,977)</b>	<b>(1,431,977)</b>	<b>28,171</b>	<b>90,584</b>	<b>(1,522,561)</b>	<b>-6.3%</b>

CITY OF CIBOLO  
 REVENUE AND EXPENSE REPORT-MARCH

FISCAL YEAR 2018

Account Number	Description	ADOPTED BUDGET	CURRENT BUDGET	CURRENT PERIOD	YEAR TO DATE ACTUAL	REMAINING BALANCE	PERCENT MET
<b><u>PARK LAND FEES</u></b>							
32-35100-00	INTEREST	5,000	5,000	753	4,195	805	83.9%
32-36115-00	PARK DONATIONS	-	70,000	-	70,000	-	100.0%
32-36200-00	PARK LAND FEES	-	-	-	-	-	
32-36215-00	BUILDER PARK LAND FEES	136,800	136,800	15,600	63,600	73,200	46.5%
	<b>Revenue Subtotal</b>	<b>141,800</b>	<b>211,800</b>	<b>16,353</b>	<b>137,795</b>	<b>74,005</b>	<b>65.1%</b>
32-57400-48	LAND ACQUISITION	-	-	-	-	-	
32-57600-48-01	CONSTRUCTION COSTS-TS PIA	197,000	197,000	-	-	197,000	0.0%
32-57600-48-62	CONSTRUCTION COSTS-BALLFIELDS	-	127,803	-	76,486	51,316	59.8%
32-57600-48-64	CONST COSTS - SPLASH PAD	150,000	150,000	-	-	150,000	0.0%
32-57600-48-65	CONST COST - PEDESTRIAN INTERC	150,000	150,000	-	-	150,000	0.0%
	<b>Expenditure Subtotal</b>	<b>497,000</b>	<b>624,803</b>	<b>-</b>	<b>76,486</b>	<b>548,316</b>	<b>12.2%</b>
<b>Fund number: 32</b>	<b>PARK LAND FEES</b>	<b>(355,200)</b>	<b>(413,003)</b>	<b>16,353</b>	<b>61,309</b>	<b>(474,312)</b>	<b>-14.8%</b>



CITY OF CIBOLO  
 REVENUE AND EXPENSE REPORT-MARCH

FISCAL YEAR 2018

Account Number	Description	ADOPTED BUDGET	CURRENT BUDGET	CURRENT PERIOD	YEAR TO DATE ACTUAL	REMAINING BALANCE	PERCENT MET
<b><u>COURT TECHNOLOGY FEES</u></b>							
33-34520-00	COURT TECHNOLOGY FEES	6,000	6,000	353	2,334	3,666	38.9%
33-35100-00	INTEREST	10	10	12	47	(37)	467.0%
	Revenue Subtotal	<b>6,010</b>	<b>6,010</b>	<b>364</b>	<b>2,381</b>	<b>3,629</b>	<b>39.6%</b>
33-52600-44	IT MAINTENANCE CONTRACTS	6,000	6,000	-	-	6,000	0.0%
	Expenditure Subtotal	<b>6,000</b>	<b>6,000</b>	<b>-</b>	<b>-</b>	<b>6,000</b>	<b>0.0%</b>
Fund number: 33	COURT TECHNOLOGY FEES	10	10	364	2,381	(2,371)	23811.0%

CITY OF CIBOLO  
 REVENUE AND EXPENSE REPORT-MARCH

FISCAL YEAR 2018

Account Number	Description	ADOPTED BUDGET	CURRENT BUDGET	CURRENT PERIOD	YEAR TO DATE ACTUAL	REMAINING BALANCE	PERCENT MET
<b><u>COURT SECURITY FEES</u></b>							
34-34510-00	COURT SECURITY FEES	4,500	4,500	265	1,751	2,749	38.9%
34-35100-00	INTEREST	15	15	18	80	(65)	531.9%
	Revenue Subtotal	4,515	4,515	283	1,831	2,684	40.5%
34-55775-00	COURT SECURITY	22,500	22,500	318	1,508	20,992	6.7%
	Expenditure Subtotal	22,500	22,500	318	1,508	20,992	6.7%
Fund number: 34	COURT SECURITY FEES	(17,985)	(17,985)	(35)	322	(18,307)	-1.8%

CITY OF CIBOLO  
 REVENUE AND EXPENSE REPORT-MARCH

FISCAL YEAR 2018

Account Number	Description	ADOPTED BUDGET	CURRENT BUDGET	CURRENT PERIOD	YEAR TO DATE ACTUAL	REMAINING BALANCE	PERCENT MET
<b><u>POLICE SEIZURE FUNDS</u></b>							
35-35100-00	INTEREST	-	-	2	9	(9)	
	Revenue Subtotal	-	-	2	9	(9)	
35-53250-43	OFFICERS EQUIPMENT AND SUPPLIE	-	-	-	-	-	
	Expenditure Subtotal	-	-	-	-	-	
Fund number: 35	POLICE SEIZURE FUNDS	-	-	2	9	(9)	

CITY OF CIBOLO  
 REVENUE AND EXPENSE REPORT-MARCH

FISCAL YEAR 2018

Account Number	Description	ADOPTED BUDGET	CURRENT BUDGET	CURRENT PERIOD	YEAR TO DATE ACTUAL	REMAINING BALANCE	PERCENT MET
<b><u>POLICE EDUCATION FUNDS</u></b>							
36-34730-00	LEOSE FUNDING	2,500	2,500	-	2,600	(100)	104.0%
36-35100-00	INTEREST	5	5	8	28	(23)	554.0%
	Revenue Subtotal	<b>2,505</b>	<b>2,505</b>	<b>8</b>	<b>2,628</b>	<b>(123)</b>	<b>104.9%</b>
36-52630-43	TRAVEL AND TRAINING	6,000	6,000	-	-	6,000	0.0%
	Expenditure Subtotal	<b>6,000</b>	<b>6,000</b>	<b>-</b>	<b>-</b>	<b>6,000</b>	<b>0.0%</b>
Fund number: 36	POLICE EDUCATION FUNDS	(3,495)	(3,495)	8	2,628	(6,123)	-75.2%

CITY OF CIBOLO  
REVENUE AND EXPENSE REPORT-MARCH

FISCAL YEAR 2018

Account Number	Description	ADOPTED BUDGET	CURRENT BUDGET	CURRENT PERIOD	YEAR TO DATE ACTUAL	REMAINING BALANCE	PERCENT MET
<b>POLICE SPECIAL FUNDS</b>							
37-34720-00	POLICE DONATIONS	-	6,000	-	8,667	(2,667)	144.5%
37-34721-00	ANIMAL DONATIONS	-	-	-	-	-	
37-35100-00	INTEREST	1	1	9	39	(38)	3903.0%
	<b>Revenue Subtotal</b>	<b>1</b>	<b>6,001</b>	<b>9</b>	<b>8,706</b>	<b>(2,705)</b>	<b>145.1%</b>
37-53250-43	OFFICERS EQUIPMENT AND SUPPLIE	1,630	1,630	28	28	1,602	1.7%
37-53270-47	OPERATING SUPPLIES	-	4,640	-	-	4,640	0.0%
37-54900-43	NON CAPITAL OUTLAY	-	6,000	606	5,601	399	93.3%
37-54910-47	CAPITAL OUTLAY	-	-	-	-	-	
	<b>Expenditure Subtotal</b>	<b>1,630</b>	<b>12,270</b>	<b>634</b>	<b>5,629</b>	<b>6,641</b>	<b>45.9%</b>
Fund number: 37	POLICE SPECIAL FUND	(1,629)	(6,269)	(625)	3,077	(9,346)	-49.1%

CITY OF CIBOLO  
REVENUE AND EXPENSE REPORT-MARCH

FISCAL YEAR 2018

Account Number	Description	ADOPTED BUDGET	CURRENT BUDGET	CURRENT PERIOD	YEAR TO DATE ACTUAL	REMAINING BALANCE	PERCENT MET
<b>CHILD SAFETY PROGRAM</b>							
38-34505-00	CHILD SAFETY PROGRAM	28,000	28,000	2,651	12,609	15,391	45.0%
38-35100-00	INTEREST	50	50	70	299	(249)	597.7%
	Revenue Subtotal	<b>28,050</b>	<b>28,050</b>	<b>2,721</b>	<b>12,908</b>	<b>15,142</b>	<b>46.0%</b>
38-53230-00	OTHER SUPPLIES	50,000	50,000	-	-	50,000	0.0%
38-58001-00	TRANSFER TO GENERAL FUND	24,512	24,512	2,515	10,760	13,752	43.9%
	Expenditure Subtotal	<b>74,512</b>	<b>74,512</b>	<b>2,515</b>	<b>10,760</b>	<b>63,752</b>	<b>14.4%</b>
Fund number: 38	CHILD SAFETY PROGRAM	(46,462)	(46,462)	206	2,147	(48,609)	-4.6%

CITY OF CIBOLO  
 REVENUE AND EXPENSE REPORT-MARCH

FISCAL YEAR 2018

Account Number	Description	ADOPTED BUDGET	CURRENT BUDGET	CURRENT PERIOD	YEAR TO DATE ACTUAL	REMAINING BALANCE	PERCENT MET
<b><u>STREET/DRAINAGE MAINTENANCE TAX</u></b>							
39-31200-00	SALES TAX - STREET/MAINT	395,600	395,600	29,011	227,300	168,300	57.5%
39-35105-00	INTEREST	1,000	1,000	1,197	5,260	(4,260)	526.0%
	<b>Revenue Subtotal</b>	<b>396,600</b>	<b>396,600</b>	<b>30,208</b>	<b>232,560</b>	<b>164,040</b>	<b>58.6%</b>
39-52615-00	STREET MAINTENANCE	650,000	650,000	-	-	650,000	0.0%
39-54910-00	CAPITAL OUTLAY	-	-	-	-	-	
39-58001-00	TRANSFER TO GENERAL FUND	100,000	100,000	-	-	100,000	0.0%
	<b>Expenditure Subtotal</b>	<b>750,000</b>	<b>750,000</b>	<b>-</b>	<b>-</b>	<b>750,000</b>	<b>0.0%</b>
<b>Fund number: 39</b>	<b>STREET/DRAIN MAINT TAX</b>	<b>(353,400)</b>	<b>(353,400)</b>	<b>30,208</b>	<b>232,560</b>	<b>(585,960)</b>	<b>-65.8%</b>

CITY OF CIBOLO  
REVENUE AND EXPENSE REPORT-MARCH

FISCAL YEAR 2018

Account Number	Description	ADOPTED BUDGET	CURRENT BUDGET	CURRENT PERIOD	YEAR TO DATE ACTUAL	REMAINING BALANCE	PERCENT MET
<b><u>DRAINAGE UTILITY DISTRICT</u></b>							
40-32900-00	DRAINAGE FEES - RESIDENTIAL	575,900	575,900	47,367	282,769	293,132	49.1%
40-32910-00	DRAINAGE FEES-COMMERCIAL	79,700	79,700	7,395	44,055	35,645	55.3%
	<b>Subtotal</b>	<b>655,600</b>	<b>655,600</b>	<b>54,762</b>	<b>326,824</b>	<b>328,776</b>	<b>49.9%</b>
40-35105-00	INTEREST	750	750	557	2,853	(2,103)	380.4%
40-35300-00	MISCELLANEOUS RECEIPTS	-	-	-	8	(8)	
40-36122-00	RESTRICTED DONATIONS	-	-	-	-	-	
40-38531-00	TRANSFER FROM DRAINAGE IMPACT	-	-	-	-	-	
	<b>Subtotal</b>	<b>750</b>	<b>750</b>	<b>557</b>	<b>2,862</b>	<b>(2,112)</b>	<b>381.5%</b>
	<b>Revenue Subtotal</b>	<b>656,350</b>	<b>656,350</b>	<b>55,319</b>	<b>329,685</b>	<b>326,665</b>	<b>50.2%</b>
40-51010-46	SALARIES	268,437	259,437	25,640	93,105	166,332	35.9%
40-51011-46	LONGEVITY	3,240	3,240	-	-	3,240	0.0%
40-51015-46	OVERTIME	4,700	4,700	18	528	4,172	11.2%
40-51016-46	PHONE ALLOWANCE	720	720	40	240	480	33.3%
40-51020-46	UNEMPLOYMENT TAX	1,440	1,440	880	882	558	61.3%
40-51030-46	SOCIAL SECURITY - MEDICARE	21,198	21,198	1,924	7,014	14,184	33.1%
40-51040-46	RETIREMENT	36,424	36,424	3,395	12,292	24,133	33.7%
40-51060-46	HEALTH - LIFE INSURANCE	45,169	45,169	3,536	14,650	30,519	32.4%
40-51070-46	WORKERS COMPENSATION	13,552	13,552	1,106	6,073	7,479	44.8%
	<b>Subtotal</b>	<b>394,880</b>	<b>385,880</b>	<b>36,539</b>	<b>134,783</b>	<b>251,097</b>	<b>34.9%</b>
40-52610-46	CONTRACT SERVICES	1,600	1,600	963	1,636	(36)	102.2%
40-52615-46	CONTRACT DRAINAGE MAINTENANCE	25,000	25,000	-	-	25,000	0.0%
40-52630-46	TRAVEL AND TRAINING	2,400	2,400	-	11	2,389	0.5%
40-52635-46	DUES, FEES AND PERMITS	200	200	36	147	53	73.5%
40-52650-46	GENERAL LIABILITY INSURANCE	5,000	5,000	374	2,245	2,755	44.9%
40-52680-46	LEGAL SERVICES	1,000	1,000	-	-	1,000	0.0%
40-52720-46	ENGINEERING SERVICES	8,000	8,000	-	6,803	1,197	85.0%
40-52810-46	UTILITIES	6,500	6,500	183	2,137	4,363	32.9%
40-52820-46	TELEPHONE	500	500	-	-	500	0.0%
	<b>Subtotal</b>	<b>50,200</b>	<b>50,200</b>	<b>1,556</b>	<b>12,979</b>	<b>37,221</b>	<b>25.9%</b>
40-53090-46	UNIFORMS	4,100	4,100	648	2,156	1,944	52.6%
40-53095-46	SAFETY SUPPLIES AND EQUIPMENT	1,500	1,500	169	1,313	187	87.6%
40-53095-99	SAFETY SUPPLIES AND EQUIPMENT	-	-	-	-	-	
40-53276-46	DRAINAGE MAINTENANCE	30,000	28,925	738	1,638	27,287	5.7%
40-53277-46	EQUIPMENT RENTAL	750	750	-	10	740	1.4%
40-53210-46	OFFICE SUPPLIES	150	150	8	101	49	67.1%
40-53225-46	OFFICE MACHINERY AND EQUIPMENT	-	-	-	-	-	
40-53230-46	OTHER SUPPLIES	-	-	-	-	-	
40-53280-46	MINOR TOOLS AND EQUIPMENT	2,000	2,000	28	944	1,056	47.2%
40-53410-46	BUILDING MAINTENANCE	1,500	2,575	-	1,923	652	74.7%
40-53440-46	MACHINERY MAINTENANCE	11,500	20,500	565	15,357	5,143	74.9%
40-53445-46	MACHINERY REPAIR	4,500	4,500	317	2,309	2,191	51.3%
40-53455-46	VEHICLE FUEL	17,800	17,800	1,236	6,532	11,268	36.7%
40-53470-46	VEHICLE REPAIRS	3,500	3,500	64	580	2,920	16.6%
	<b>Subtotal</b>	<b>77,300</b>	<b>86,300</b>	<b>3,773</b>	<b>32,863</b>	<b>53,437</b>	<b>38.1%</b>
40-54900-46	NON CAPITAL OUTLAY <\$9,999	1,200	1,200	-	-	1,200	0.0%
40-54910-46	CAPITAL OUTLAY	38,501	38,501	-	-	38,501	0.0%
40-54930-46	COMMUNICATION EQUIPMENT	4,450	4,450	-	-	4,450	0.0%
	<b>Subtotal</b>	<b>44,151</b>	<b>44,151</b>	<b>-</b>	<b>-</b>	<b>44,151</b>	<b>0.0%</b>
40-55735-46	GENERAL FUND ADMIN FEES	13,112	13,112	1,112	6,594	6,518	50.3%
40-55780-46	INTERGOVERNMENTAL PARTICIPATION	-	-	-	-	-	
	<b>Subtotal</b>	<b>13,112</b>	<b>13,112</b>	<b>1,112</b>	<b>6,594</b>	<b>6,518</b>	<b>50.3%</b>
40-58001-46	TRANSFER TO GENERAL FUND	31,500	31,500	7,875	15,750	15,750	50.0%
40-58002-46	TRANSFER TO UTILITY FUND	-	-	-	-	-	
40-58006-46	TRANSFER TO IT REPLACEMENT FUND	360	360	90	180	180	50.0%
	<b>Subtotal</b>	<b>31,860</b>	<b>31,860</b>	<b>7,965</b>	<b>15,930</b>	<b>15,930</b>	<b>50.0%</b>



CITY OF CIBOLO  
 REVENUE AND EXPENSE REPORT-MARCH

FISCAL YEAR 2018

Account Number	Description	ADOPTED BUDGET	CURRENT BUDGET	CURRENT PERIOD	YEAR TO DATE ACTUAL	REMAINING BALANCE	PERCENT MET
40-59140-46	2014 LEASE PRINCIPAL	29,164	29,164	-	29,118	46	99.8%
40-59141-46	2014 LEASE INTEREST	680	680	-	707	(27)	103.9%
	<b>Subtotal</b>	<b>29,844</b>	<b>29,844</b>	<b>-</b>	<b>29,825</b>	<b>19</b>	<b>99.9%</b>
<b>Dept number: 46</b>	<b>DRAINAGE UTILITY DISTRICT</b>	<b>641,347</b>	<b>641,347</b>	<b>50,944</b>	<b>232,972</b>	<b>408,374</b>	<b>36.3%</b>
	<b>Expenditure Subtotal</b>	<b>641,347</b>	<b>641,347</b>	<b>50,944</b>	<b>232,972</b>	<b>408,374</b>	<b>36.3%</b>
<b>Fund number: 40</b>	<b>DRAINAGE UTILITY DISTRICT</b>	<b>15,003</b>	<b>15,003</b>	<b>4,375</b>	<b>96,713</b>	<b>(81,710)</b>	<b>644.6%</b>

CITY OF CIBOLO  
 REVENUE AND EXPENSE REPORT-MARCH

FISCAL YEAR 2018

Account Number	Description	ADOPTED BUDGET	CURRENT BUDGET	CURRENT PERIOD	YEAR TO DATE ACTUAL	REMAINING BALANCE	PERCENT MET
<b><u>2011 GO BONDS - TOWN CREEK REGIONAL DETENTION FACILITY</u></b>							
53-35100-00-00	INTEREST	18,000	18,000	5,045	25,556	(7,556)	142.0%
53-35150-00-00	UNREALIZED GAIN/LOSS ON INVEST	-	-	-	-	-	
	Revenue Subtotal	<b>18,000</b>	<b>18,000</b>	<b>5,045</b>	<b>25,556</b>	<b>(7,556)</b>	<b>142.0%</b>
53-57500-00-00-41	ENGINEERING SERVICES	-	274,821	-	5,670	269,151	2.1%
53-57600-00-00-41	CONSTRUCTION COSTS	3,334,767	3,275,299	-	-	3,275,299	0.0%
	Expenditure Subtotal	<b>3,334,767</b>	<b>3,550,120</b>	<b>-</b>	<b>5,670</b>	<b>3,544,450</b>	<b>0.2%</b>
Fund number: 53	2011 GO BDS-TOWN CREEK REG DET	<b>(3,316,767)</b>	<b>(3,532,120)</b>	<b>5,045</b>	<b>19,886</b>	<b>(3,552,006)</b>	<b>-0.6%</b>

CITY OF CIBOLO  
 REVENUE AND EXPENSE REPORT-MARCH

FISCAL YEAR 2018

Account Number	Description	ADOPTED BUDGET	CURRENT BUDGET	CURRENT PERIOD	YEAR TO DATE ACTUAL	REMAINING BALANCE	PERCENT MET
<b><u>2011 GO BONDS - BALLFIELDS</u></b>							
54-35100-00-00	INTEREST	-	-	0	34	(34)	
	Revenue Subtotal	-	-	0	34	(34)	
54-57500-00-00-62	ENGINEERING SERVICES	-	14,310	-	2,843	11,467	19.9%
54-57600-00-00-62	CONSTRUCTION COSTS	-	3,500	-	-	3,500	0.0%
	Expenditure Subtotal	-	17,810	-	2,843	14,967	16.0%
Fund number: 54	2011 GO BDS-BALLFIELDS	-	(17,810)	0	(2,809)	(15,001)	15.8%

CITY OF CIBOLO  
REVENUE AND EXPENSE REPORT-MARCH

FISCAL YEAR 2018

Account Number	Description	ADOPTED BUDGET	CURRENT BUDGET	CURRENT PERIOD	YEAR TO DATE ACTUAL	REMAINING BALANCE	PERCENT MET
<b>2012 REVENUE BONDS - WATER/WASTEWATER PROJECTS</b>							
55-35100-00-00	INTEREST	30,000	40,000	5,162	29,446	10,554	73.6%
	Revenue Subtotal	<b>30,000</b>	<b>40,000</b>	<b>5,162</b>	<b>29,446</b>	<b>10,554</b>	<b>73.6%</b>
55-57600-00-00-24B	CONSTRUCTION - WATER MAIN GVR/TOWN C	-	-	-	-	-	
55-57500-00-00-25A	ENGINEERING - ELEV WATER STORAGE	-	7,875	-	-	7,875	0.0%
55-57600-00-00-25A	CONSTRUCTION - ELEV WATER STORAGE	-	180,000	-	73,254	106,746	40.7%
55-57500-00-00-25B	ENGINEERING - GROUND STORAGE	-	2,340	-	-	2,340	0.0%
55-57600-00-00-25B	CONSTRUCTION - GROUND STORAGE	-	-	-	-	-	
55-57500-00-00-25C	ENGINEERING - BOOSTER PUMP	-	16,300	-	-	16,300	0.0%
55-57600-00-00-25C	CONSTRUCTION - BOOSTER PUMP	-	308,860	29,687	158,096	150,764	51.2%
55-57500-00-00-28	ENGINEERING - FM78 WATER LINE	-	-	-	-	-	
55-57500-00-00-56	ENGINEERING SERVICES	60,000	60,000	-	-	60,000	0.0%
55-57600-00-00-28	CONSTRUCTION - FM78 WATER LINE	-	-	-	-	-	
55-57600-00-00-56	CONSTRUCTION COSTS	500,000	500,000	-	-	500,000	0.0%
	Expenditure Subtotal	<b>560,000</b>	<b>1,075,375</b>	<b>29,687</b>	<b>231,350</b>	<b>844,025</b>	<b>21.5%</b>
Fund number: 55	2012 REVENUE BDS-WATER PROJECTS	(530,000)	(1,035,375)	(24,524)	(201,904)	(833,471)	19.5%

CITY OF CIBOLO  
REVENUE AND EXPENSE REPORT-MARCH

FISCAL YEAR 2018

Account Number	Description	ADOPTED BUDGET	CURRENT BUDGET	CURRENT PERIOD	YEAR TO DATE ACTUAL	REMAINING BALANCE	PERCENT MET
<b><u>2013 GO BONDS - TOWN CREEK REGIONAL DETENTION</u></b>							
56-35100-00-00	INTEREST	40,000	40,000	6,745	28,694	11,306	71.7%
56-35150-00-00	UNREALIZED GAIN/LOSS ON INVEST	-	-	-	-	-	
	Revenue Subtotal	<b>40,000</b>	<b>40,000</b>	<b>6,745</b>	<b>28,694</b>	<b>11,306</b>	<b>71.7%</b>
56-57600-00-00-41	CONSTRUCTION COSTS	3,843,686	3,843,686	-	-	3,843,686	0.0%
	Expenditure Subtotal	<b>3,843,686</b>	<b>3,843,686</b>	<b>-</b>	<b>-</b>	<b>3,843,686</b>	<b>0.0%</b>
Fund number: 56	2013 GO BDS-TOWN CREEK DETENTION	<b>(3,803,686)</b>	<b>(3,803,686)</b>	<b>6,745</b>	<b>28,694</b>	<b>(3,832,380)</b>	<b>-0.8%</b>

CITY OF CIBOLO  
 REVENUE AND EXPENSE REPORT-MARCH

FISCAL YEAR 2018

Account Number	Description	ADOPTED BUDGET	CURRENT BUDGET	CURRENT PERIOD	YEAR TO DATE ACTUAL	REMAINING BALANCE	PERCENT MET
<b><u>2013 GO BONDS - COMMUNITY CENTER</u></b>							
57-35100-00-00	INTEREST	40,000	40,000	6,261	32,115	7,885	80.3%
	Revenue Subtotal	<b>40,000</b>	<b>40,000</b>	<b>6,261</b>	<b>32,115</b>	<b>7,885</b>	<b>80.3%</b>
57-57500-00-00-71	ENGINEERING	-	346,090	27,354	131,357	214,733	38.0%
57-57600-00-00-71	CONSTRUCTION COSTS	4,253,400	4,259,396	-	-	4,259,396	0.0%
	Expenditure Subtotal	<b>4,253,400</b>	<b>4,605,486</b>	<b>27,354</b>	<b>131,357</b>	<b>4,474,129</b>	<b>2.9%</b>
Fund number: 57	2013 GO BDS-TOWN CREEK DETENTION	(4,213,400)	(4,565,486)	(21,092)	(99,243)	(4,466,243)	2.2%

CITY OF CIBOLO  
 REVENUE AND EXPENSE REPORT-MARCH

FISCAL YEAR 2018

Account Number	Description	ADOPTED BUDGET	CURRENT BUDGET	CURRENT PERIOD	YEAR TO DATE ACTUAL	REMAINING BALANCE	PERCENT MET
<b><u>2014 GO BONDS - FIRE STATION #1 IMPROVEMENTS</u></b>							
58-35100-00-00	INTEREST	-	-	3	21	(21)	
	Revenue Subtotal	-	-	3	21	(21)	
58-57500-00-00-72	ENGINEERING SERVICES	-	3,594	-	1,255	2,340	34.9%
58-57600-00-00-72	CONSTRUCTION COSTS	-	890	-	844	46	94.8%
	Expenditure Subtotal	-	4,484	-	2,099	2,386	
Fund number: 58	2014 GO BDS-FIRE STATION IMPROVEMENT:	-	(4,484)	3	(2,078)	(2,407)	46.3%

CITY OF CIBOLO  
 REVENUE AND EXPENSE REPORT-MARCH

FISCAL YEAR 2018

Account Number	Description	ADOPTED BUDGET	CURRENT BUDGET	CURRENT PERIOD	YEAR TO DATE ACTUAL	REMAINING BALANCE	PERCENT MET
<b><u>2014 GO BONDS - MAIN ST/FM 1103 RD IMPROVEMENTS</u></b>							
59-35100-00-00	INTEREST	18,622	18,622	2,957	15,804	2,818	84.9%
	Revenue Subtotal	<b>18,622</b>	<b>18,622</b>	<b>2,957</b>	<b>15,804</b>	<b>2,818</b>	<b>84.9%</b>
59-57500-00-00-54	ENGINEERING SERVICES	-	43,000	-	-	43,000	0.0%
59-57600-00-00-54	CONSTRUCTION COSTS	1,900,000	1,889,024	-	-	1,889,024	0.0%
	Expenditure Subtotal	<b>1,900,000</b>	<b>1,932,024</b>	<b>-</b>	<b>-</b>	<b>1,932,024</b>	
Fund number: 59	2014 GO BDS-ROAD IMPROVEMENTS	(1,881,378)	(1,913,402)	2,957	15,804	(1,929,206)	-0.8%



CITY OF CIBOLO  
 REVENUE AND EXPENSE REPORT-MARCH

FISCAL YEAR 2018

Account Number	Description	ADOPTED BUDGET	CURRENT BUDGET	CURRENT PERIOD	YEAR TO DATE ACTUAL	REMAINING BALANCE	PERCENT MET
<b><u>2015 GO BONDS - HAECKERVILLE ROAD IMPROVEMENTS</u></b>							
60-35100-00-00	INTEREST	2,500	2,625	1,314	8,617	(5,992)	328.3%
	Revenue Subtotal	<b>2,500</b>	<b>2,625</b>	<b>1,314</b>	<b>8,617</b>	<b>(5,992)</b>	
60-57500-00-00-56	ENGINEERING	-	10,798	1,820	5,163	5,636	47.8%
60-57600-00-00-56	CONSTRUCTION COSTS	232,568	1,411,417	-	750,046	661,371	53.1%
	Expenditure Subtotal	<b>232,568</b>	<b>1,422,215</b>	<b>1,820</b>	<b>755,209</b>	<b>667,007</b>	
Fund number: 60	2015 GO BDS-HAECKERVILLE RD IMPROVEN	(230,068)	(1,419,590)	(506)	(746,591)	(672,999)	52.6%

CITY OF CIBOLO  
REVENUE AND EXPENSE REPORT-MARCH

FISCAL YEAR 2018

Account Number	Description	ADOPTED BUDGET	CURRENT BUDGET	CURRENT PERIOD	YEAR TO DATE ACTUAL	REMAINING BALANCE	PERCENT MET
<b><u>2015 GO BONDS - FIRE STATION #3</u></b>							
61-35100-00-00	INTEREST	18,837	18,837	15	65	18,772	0.3%
61-35350-00-00	BOND PROCEEDS	3,500,000	3,500,000	-	-	3,500,000	0.0%
	<b>Revenue Subtotal</b>	<b>3,518,837</b>	<b>3,518,837</b>	<b>15</b>	<b>65</b>	<b>3,518,772</b>	
61-54910-00-00-73	CAPITAL OUTLAY	-	755,024	-	764,173	(9,149)	101.2%
61-57500-00-00-73	ENGINEERING SERVICES	175,000	175,000	-	-	175,000	0.0%
61-57600-00-00-72	CONSTRUCTION COSTS - ST 1 IMPROV	2,500,000	2,500,000	-	(2,450)	2,502,450	-0.1%
	<b>Expenditure Subtotal</b>	<b>2,675,000</b>	<b>3,430,024</b>	<b>-</b>	<b>761,723</b>	<b>2,668,301</b>	
<b>Fund number: 61</b>	<b>2015 GO BDS-FIRE STATION #3</b>	<b>843,837</b>	<b>88,813</b>	<b>15</b>	<b>(761,658)</b>	<b>850,471</b>	<b>-857.6%</b>

CITY OF CIBOLO  
 REVENUE AND EXPENSE REPORT-MARCH

FISCAL YEAR 2018

Account Number	Description	ADOPTED BUDGET	CURRENT BUDGET	CURRENT PERIOD	YEAR TO DATE ACTUAL	REMAINING BALANCE	PERCENT MET
<b><u>2015 GO BONDS - FM 1103 ROAD IMPROVEMENTS</u></b>							
62-35100-00-00	INTEREST	30,000	30,000	211	1,085	28,915	3.6%
62-35350-00-00	BOND PROCEEDS	6,000,000	6,000,000	-	-	6,000,000	0.0%
	Revenue Subtotal	<b>6,030,000</b>	<b>6,030,000</b>	<b>211</b>	<b>1,085</b>	<b>6,028,915</b>	
62-57400-00-00-55	EASEMENTS/SURVEY/ACQUISITION	-	-	-	-	-	
62-57600-00-00-55	CONSTRUCTION COSTS	6,146,784	6,146,784	-	-	6,146,784	0.0%
	Expenditure Subtotal	<b>6,146,784</b>	<b>6,146,784</b>	<b>-</b>	<b>-</b>	<b>6,146,784</b>	
Fund number: 62	2015 GO BDS-FM 1103 ROAD IMPROVEMENT	(116,784)	(116,784)	211	1,085	(117,869)	-0.9%

CITY OF CIBOLO  
REVENUE AND EXPENSE REPORT-MARCH

FISCAL YEAR 2018

Account Number	Description	ADOPTED BUDGET	CURRENT BUDGET	CURRENT PERIOD	YEAR TO DATE ACTUAL	REMAINING BALANCE	PERCENT MET
<b><u>2016 GO BONDS - BORGFELD ROAD IMPROVEMENTS</u></b>							
63-35100-00-00	INTEREST	-	3,849	949	6,431	(2,582)	167.1%
63-38100-00-00	INTERGOVERNMENTAL PARTICIPATION - SC	-	-	-	-	-	
	<b>Revenue Subtotal</b>	-	<b>3,849</b>	<b>949</b>	<b>6,431</b>	<b>(2,582)</b>	
63-57400-00-00-51	EASEMENTS/SURVEY/ACQUISITION	-	75,000	4,021	58,036	16,964	77.4%
63-57500-00-00-51	ENGINEERING	-	109,870	-	-	109,870	0.0%
63-57600-00-00-51	CONSTRUCTION COSTS	-	966,663	-	412,405	554,258	42.7%
	<b>Expenditure Subtotal</b>	-	<b>1,151,532</b>	<b>4,021</b>	<b>470,441</b>	<b>681,091</b>	
<b>Fund number: 63</b>	<b>2016 GO BDS-BORGFELD ROAD IMPROVEM</b>	-	<b>(1,147,683)</b>	<b>(3,072)</b>	<b>(464,011)</b>	<b>(683,673)</b>	<b>40.4%</b>

CITY OF CIBOLO  
REVENUE AND EXPENSE REPORT-MARCH

FISCAL YEAR 2018

Account Number	Description	ADOPTED BUDGET	CURRENT BUDGET	CURRENT PERIOD	YEAR TO DATE ACTUAL	REMAINING BALANCE	PERCENT MET
<b><u>2017 CERT. OF OBLIGATION - PUBLIC/PRIVATE PTRSHIP</u></b>							
64-35100-00-00	INTEREST	8,400	10,218	1,810	10,169	49	99.5%
64-35350-00-00	BOND PROCEEDS	-	-	-	-	-	
	Revenue Subtotal	<b>8,400</b>	<b>10,218</b>	<b>1,810</b>	<b>10,169</b>	<b>49</b>	
64-51060-00-00	BOND ISSUE COSTS	-	-	-	-	-	
64-57600-00-00-62	CONSTRUCTION	-	366,267	-	190,188	176,079	51.9%
64-57600-00-00-71	CONSTRUCTION	995,400	1,000,000	-	-	1,000,000	0.0%
	Expenditure Subtotal	<b>995,400</b>	<b>1,366,267</b>	<b>-</b>	<b>190,188</b>	<b>1,176,079</b>	
Fund number: 64	2017 CERT. OF OBLIGATION - PUBLIC/PRIVA	(987,000)	(1,356,049)	1,810	(180,019)	(1,176,030)	13.3%