



CITY OF CIBOLO, TEXAS

QUARTERLY INVESTMENT REPORT

Quarter Ending: March 31, 2018

Investments	Prior	Current						
	Market Value	Market Value	Book Value	Accrued Interest	Interest Received	% of Portfolio	YTM @ Cost	WAM
General Fund	7,306,024	9,010,313	9,010,313	13,183	64,710	22.1%	1.79	79
Debt Service Fund	3,106,147	841,000	841,000	706	2,787	2.1%	1.81	64
Economic Development Fund	261,972	333,781	333,781	959	861	0.8%	1.70	35
Water Fund	3,837,838	3,639,195	3,639,195	8,627	9,887	8.9%	1.50	29
Special Fund	6,368,396	6,794,856	6,795,287	456	23,605	16.7%	1.49	6
Capital Fund	20,761,919	20,073,035	20,087,411	59,507	124,609	49.3%	1.85	143
Total	41,642,297	40,692,181	40,706,988	83,438	226,459	100.0%	1.742	93
						Benchmark rate: six month treasury	1.90	182
						one year treasury	2.10	365

This report is in compliance with the approved investment policies and strategies.

City Manager, Investment Officer

Date

Director of Finance, Investment Officer

Date

Reporting Period: 01/01/2018-03/31/2018

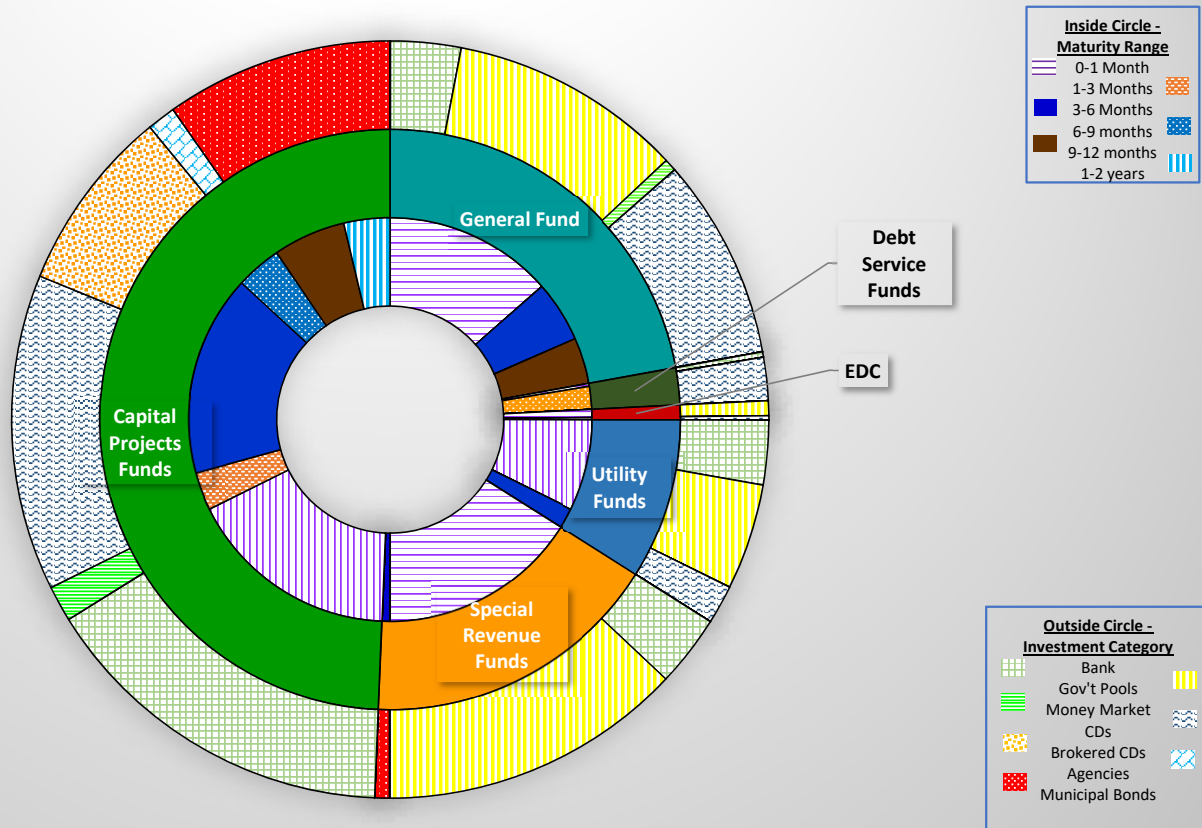


CITY OF CIBOLO, TEXAS

QUARTERLY INVESTMENT REPORT

Quarter Ending: March 31, 2018

Combined Portfolio



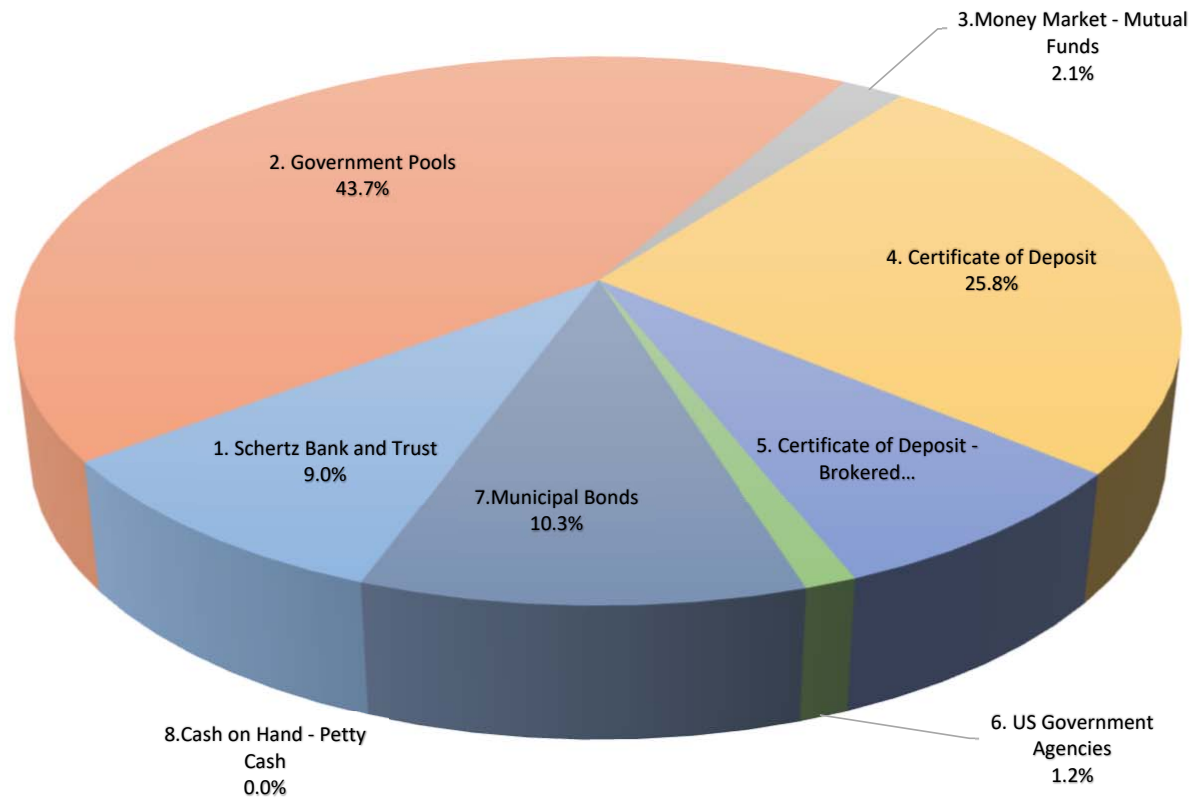


CITY OF CIBOLO, TEXAS

QUARTERLY INVESTMENT REPORT

Quarter Ending: March 31, 2018

Portfolio holdings distribution by asset category



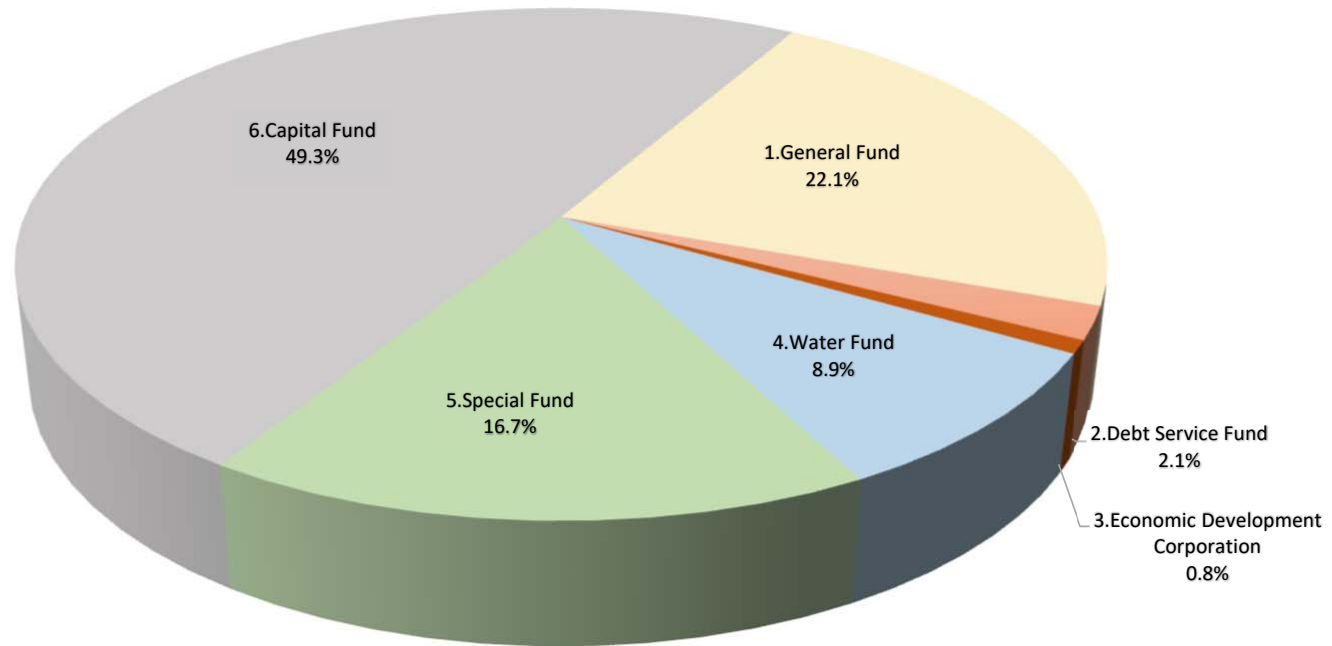


CITY OF CIBOLO, TEXAS

QUARTERLY INVESTMENT REPORT

Quarter Ending: March 31, 2018

Portfolio Holdings Distribution by Asset Class



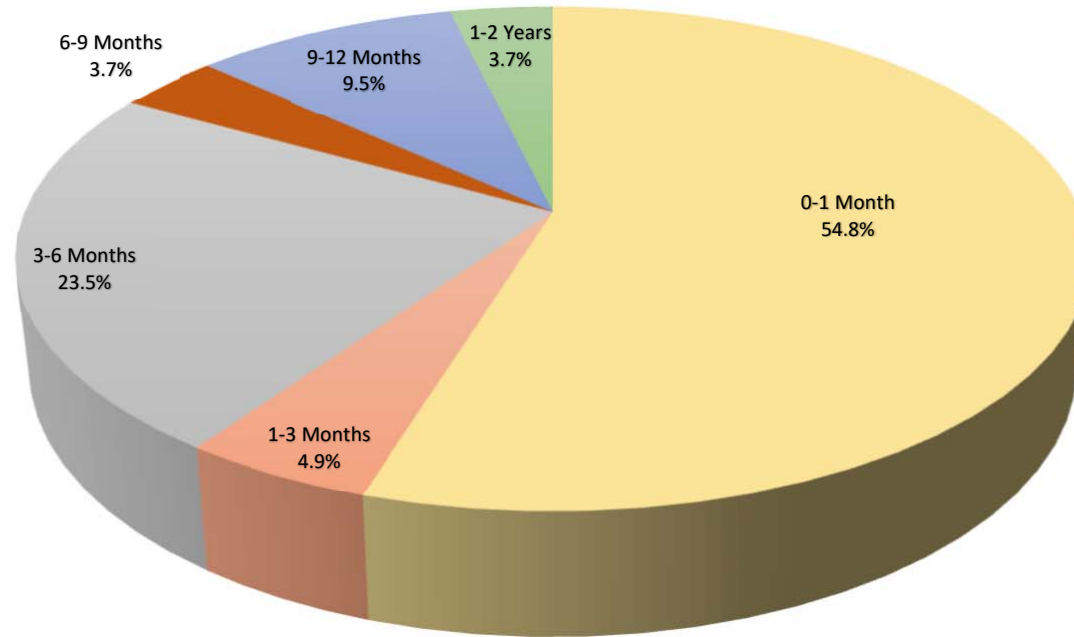


CITY OF CIBOLO, TEXAS

QUARTERLY INVESTMENT REPORT

Quarter Ending: March 31, 2018

Portfolio Holdings Distribution by Maturity Range



City of Cibolo
Date To Date
QUARTERLY Investment Report
Report Format: By Transaction
Group By: Asset Category
Portfolio / Report Group: All Portfolios
Begin Date: 12/31/2017, End Date: 3/31/2018

Description	CUSIP/Ticker	Credit Rating 1	Credit Rating 2	Portfolio Name	Beginning MV	Ending BV	Ending MV	Interest/ Dividends	Ending Market Accrued Interest	Ending YTM @ Cost	Maturity Date	Ending Days To Maturity
1. Schertz Bank and Trust												
Schertz Bank & Trust - 5046 MM	MM5046	None	None	035A Police - Federal Forfeiture	26.93	26.99	26.99	0.06	N/A	0.960	N/A	1
Schertz Bank & Trust - 5046 MM	MM5046	None	None	036 Police Education Funds	7,494.66	10,112.52	10,112.52	17.86	N/A	0.960	N/A	1
Schertz Bank & Trust - 5046 MM	MM5046	None	None	033 Court Technology Fees	12,668.33	14,680.09	14,680.09	30.08	N/A	0.960	N/A	1
Schertz Bank & Trust - 5046 MM	MM5046	None	None	034 Court Security Fees	23,212.43	23,557.38	23,557.38	49.31	N/A	0.960	N/A	1
Schertz Bank & Trust - 5046 MM	MM5046	None	None	037 Police Special Fund	7,197.15	10,899.16	10,899.16	29.58	N/A	0.960	N/A	1
Schertz Bank & Trust - 5046 MM	MM5046	None	None	038 Child Safety Program	86,197.46	88,985.25	88,985.25	185.49	N/A	0.960	N/A	1
Schertz Bank & Trust - 5046 MM	MM5046	None	None	035B Police - Forfeiture Account	2,618.57	2,624.10	2,624.10	5.53	N/A	0.960	N/A	1
Schertz Bank & Trust - 5763 MM	MM5763	None	None	024 Waste Water Impact Fees	205,659.96	278,070.99	278,070.99	523.34	N/A	0.960	N/A	1
Schertz Bank & Trust - 5763 MM	MM5763	None	None	030 Street Impact Fees	48,725.19	48,826.31	48,826.31	101.12	N/A	0.960	N/A	1
Schertz Bank & Trust - 5763 MM	MM5763	None	None	032 Park Land Fees	71,262.84	165,014.72	165,014.72	275.91	N/A	0.960	N/A	1
Schertz Bank & Trust - 5763 MM	MM5763	None	None	029 Traffic Impact Fees	90,096.38	115,930.58	115,930.58	228.43	N/A	0.960	N/A	1
Schertz Bank & Trust - 5763 MM	MM5763	None	None	022 Water Impact Fees	134,902.67	181,973.61	181,973.61	335.94	N/A	0.960	N/A	1
Schertz Bank & Trust - 5763 MM	MM5763	None	None	031 Drainage Impact Fees	264,979.93	306,090.46	306,090.46	600.96	N/A	0.960	N/A	1
Schertz Bank & Trust - Payroll MM	MM5810	None	None	001 General Fund	123.76	138.80	138.80	31.14	N/A	0.960	N/A	1
Schertz Bank & Trust MM	MM5801	None	None	003 Debt Service Fund	3,106,146.53	91,000.02	91,000.02	2,787.40	N/A	0.960	N/A	1
Schertz Bank & Trust-5712 MM	MM5712	None	None	021 Cibolofest	190.46	-706.57	-706.57	0.00	N/A	0.960	N/A	1
Schertz Bank & Trust-5712 MM	MM5712	None	None	001 General Fund	3,100,171.63	1,225,064.03	1,225,064.03	3,737.10	N/A	0.960	N/A	1
Schertz Bank & Trust-5720 MM	MM5720	None	None	002 Water & Sewer Fund	964,632.66	985,751.82	985,751.82	1,746.02	N/A	0.960	N/A	1
Schertz Bank & Trust-5720 MM	MM5720	None	None	040 Drainage Utility District	84,987.25	135,118.31	135,118.31	252.42	N/A	0.960	N/A	1
Sub Total/Average 1. Schertz Bank and Trust					8,211,294.79	3,683,158.57	3,683,158.57	10,937.69	0.00	0.960		1
2. Government Pools												
Texas CLASS LGIP	CLASS0001	None	None	001 General Fund	509,380.34	511,444.29	511,444.29	2,063.95	N/A	1.750	N/A	1
Texas CLASS LGIP	CLASS0002	None	None	002 Water & Sewer Fund	509,380.34	511,444.29	511,444.29	2,063.95	N/A	1.750	N/A	1
Texas CLASS LGIP	CLASS0004	None	None	055 2012 Revenue Bonds	509,380.34	511,444.29	511,444.29	2,063.95	N/A	1.750	N/A	1
Texas CLASS LGIP	CLASS0005	None	None	060 2015 GO Bonds-Rd Improv	874,934.47	405,217.46	405,217.46	3,127.22	N/A	1.750	N/A	1
Texas CLASS LGIP	CLASS0006	None	None	057 2013 GO Bonds - Community Center	1,018,760.53	1,022,888.44	1,022,888.44	4,127.91	N/A	1.750	N/A	1
Texas CLASS-0003 LGIP	CLASS0003	None	None	053 2011 GO Bonds - Town Creek Reg Det	427,996.37	429,730.53	429,730.53	1,734.16	N/A	1.750	N/A	1
Texas CLASS-0007 LGIP	CLASS0007	None	None	024 Waste Water Impact Fees	206,376.48	207,212.70	207,212.70	836.22	N/A	1.750	N/A	1
Texas CLASS-0007 LGIP	CLASS0007	None	None	031 Drainage Impact Fees	380,066.99	381,606.98	381,606.98	1,539.99	N/A	1.750	N/A	1
Texas CLASS-0007 LGIP	CLASS0007	None	None	030 Street Impact Fees	76,625.70	76,936.18	76,936.18	310.48	N/A	1.750	N/A	1
Texas CLASS-0007 LGIP	CLASS0007	None	None	032 Park Land Fees	101,001.28	101,410.52	101,410.52	409.24	N/A	1.750	N/A	1
Texas CLASS-0007 LGIP	CLASS0007	None	None	029 Traffic Impact Fees	254,690.08	255,722.06	255,722.06	1,031.98	N/A	1.750	N/A	1
TexPool - 0002 LGIP	LGIP0002	None	None	024 Waste Water Impact Fees	386,585.85	438,025.90	438,025.90	1,440.05	N/A	1.516	N/A	1
TexPool - 0002 LGIP	LGIP0002	None	None	022 Water Impact Fees	468,820.21	365,182.42	365,182.42	1,362.21	N/A	1.516	N/A	1
TexPool - 0002 LGIP	LGIP0002	None	None	030 Street Impact Fees	42,775.62	67,980.11	67,980.11	204.49	N/A	1.516	N/A	1
TexPool - 0002 LGIP	LGIP0002	None	None	029 Traffic Impact Fees	335,496.97	261,472.12	261,472.12	975.15	N/A	1.516	N/A	1

Description	CUSIP/Ticker	Credit Rating 1	Credit Rating 2	Portfolio Name	Beginning MV	Ending BV	Ending MV	Interest/ Dividends	Ending Market Accrued Interest	Ending YTM @ Cost	Maturity Date	Ending Days To Maturity
TexPool - 0002 LGIP	LGIP0002	None	None	031 Drainage Impact Fees	551,235.66	603,239.64	603,239.64	2,003.98	N/A	1.516	N/A	1
TexPool - 0002 LGIP	LGIP0002	None	None	032 Park Land Fees	164,326.24	220,016.63	220,016.63	690.39	N/A	1.516	N/A	1
TexPool - 0003 LGIP	LGIP0003	None	None	002 Water & Sewer Fund	416,180.61	505,942.64	505,942.64	1,630.84	N/A	1.516	N/A	1
TexPool - 0003 LGIP	LGIP0003	None	None	040 Drainage Utility District	98,965.07	99,214.01	99,214.01	338.94	N/A	1.516	N/A	1
TexPool - 0021 LGIP	LGIP0021	None	None	053 2011 GO Bonds - Town Creek Reg Det	177,813.16	440,299.39	440,299.39	736.23	N/A	1.516	N/A	1
TexPool - 0021 LGIP	LGIP0021	None	None	054 2011 GO Bonds - 2008 Proposition 4	2,092.05	524.53	524.53	1.56	N/A	1.516	N/A	1
TexPool - 0023 LGIP	LGIP0023	None	None	057 2013 GO Bonds - Community Center	642,092.48	340,963.82	340,963.82	1,853.92	N/A	1.516	N/A	1
TexPool - 0023 LGIP	LGIP0023	None	None	056 2013 GO Bonds - Town Creek	577,162.91	637,311.58	637,311.58	1,334.96	N/A	1.516	N/A	1
TexPool - 0024 LGIP	LGIP0024	None	None	058 2014 GO bonds - Fire Station	3,651.22	2,406.39	2,406.39	9.87	N/A	1.516	N/A	1
TexPool - 0024 LGIP	LGIP0024	None	None	059 2014 GO bonds - Road improvements	387,418.21	319,269.60	319,269.60	1,272.82	N/A	1.516	N/A	1
TexPool - 0025 LGIP	LGIP0025	None	None	062 2015 GO Bonds - Rd Improv FM1103	99,948.96	7,274.69	7,274.69	225.28	N/A	1.516	N/A	1
TexPool - 0025 LGIP	LGIP0025	None	None	060 2015 GO Bonds-Rd Improv	274,088.71	214,429.28	214,429.28	924.52	N/A	1.516	N/A	1
TexPool - 0025 LGIP	LGIP0025	None	None	061 2015 GO Bonds - Fire Station 3	9,248.28	9,283.57	9,283.57	34.75	N/A	1.516	N/A	1
TexPool - Prime LGIP	LGIP0003P	None	None	002 Water & Sewer Fund	88,816.88	0.00	0.00	114.31	0.00		N/A	
TexPool - Prime LGIP	LGIP0006P	None	None	001 General Fund	288,640.85	1,537,902.62	1,537,902.62	3,999.22	N/A	1.707	N/A	1
TexPool - Prime LGIP	LGIP0022P	None	None	055 2012 Revenue Bonds	349,535.95	69,126.73	69,126.73	680.78	N/A	1.707	N/A	1
TexPool - Prime LGIP	LGIP0026P	None	None	063 2016 GO Bonds-Borgfeld	131,907.54	132,428.57	132,428.57	521.03	N/A	1.707	N/A	1
TexPool LGIP	LGIP0004	None	None	006 Capital/IT Replacement Fund	75,257.27	69,660.09	69,660.09	248.89	N/A	1.516	N/A	1
TexPool LGIP	LGIP0006	None	None	001 General Fund	209,959.35	2,012,603.50	2,012,603.50	6,172.27	N/A	1.516	N/A	1
TexPool LGIP	LGIP0013	None	None	005 Economic Development Fund	118,284.10	189,821.34	189,821.34	589.74	N/A	1.516	N/A	1
TexPool LGIP	LGIP0013P	None	None	005 Economic Development Fund	68,688.36	68,959.68	68,959.68	271.32	N/A	1.707	N/A	1
TexPool LGIP	LGIP0014	None	None	039 Street - Drain Maintenance Tax	448,654.98	571,622.83	571,622.83	1,781.63	N/A	1.516	N/A	1
TexPool LGIP	LGIP0014P	None	None	039 Street - Drain Maintenance Tax	325,282.90	326,567.77	326,567.77	1,284.87	N/A	1.707	N/A	1
TexPool LGIP	LGIP0018	None	None	002ARevenue Bond Requirement	723,595.51	726,073.87	726,073.87	1,731.66	N/A	1.516	N/A	1
TexPool LGIP	LGIP0022	None	None	055 2012 Revenue Bonds	273,745.90	455,750.01	455,750.01	1,006.46	N/A	1.516	N/A	1
TexPool LGIP	LGIP0026	None	None	063 2016 GO Bonds-Borgfeld	968,552.69	576,194.63	576,194.63	2,279.31	N/A	1.516	N/A	1
TexPool LGIP	LGIP0027	None	None	064 2017 Certificates of Obligation	868,271.42	178,241.84	178,241.84	1,193.71	N/A	1.516	N/A	1
TexPool Prime 0002 LGIP	LGIP0002P	None	None	022 Water Impact Fees	179,394.19	285,381.96	285,381.96	987.77	N/A	1.707	N/A	1
TexPool Prime 0002 LGIP	LGIP0002P	None	None	031 Drainage Impact Fees	352,140.10	403,663.94	403,663.94	1,523.84	N/A	1.707	N/A	1
TexPool Prime 0002 LGIP	LGIP0002P	None	None	030 Street Impact Fees	50,494.82	25,627.79	25,627.79	132.97	N/A	1.707	N/A	1
TexPool Prime 0002 LGIP	LGIP0002P	None	None	032 Park Land Fees	337,897.41	133,686.91	133,686.91	789.50	N/A	1.707	N/A	1
TexPool Prime 0002 LGIP	LGIP0002P	None	None	024 Waste Water Impact Fees	236,205.51	287,271.43	287,271.43	1,065.92	N/A	1.707	N/A	1
TexPool Prime 0002 LGIP	LGIP0002P	None	None	029 Traffic Impact Fees	190,357.72	216,176.07	216,176.07	818.35	N/A	1.707	N/A	1
TexPool Prime 0021 LGIP	LGIP0021P	None	None	053 2011 GO Bonds - Town Creek Reg Det	158,100.06	158,724.47	158,724.47	433.21	N/A	1.707	N/A	1
TexPool Prime 0024 LGIP	LGIP0024P	None	None	059 2014 GO bonds - Road improvements	527,505.47	337,848.62	337,848.62	1,518.41	N/A	1.707	N/A	1
TexPool Prime 0025 LGIP	LGIP0025P	None	None	062 2015 GO Bonds - Rd Improv FM1103	56,919.54	68.94	68.94	142.22	N/A	1.707	N/A	1
TexPool Prime 0025 LGIP	LGIP0025P	None	None	061 2015 GO Bonds - Fire Station 3	0.54	0.00	0.00	0.00	0.00		N/A	
TexPool Prime 0025 LGIP	LGIP0025P	None	None	060 2015 GO Bonds-Rd Improv	0.00	57,075.96	57,075.96	82.60	N/A	1.707	N/A	1
TexStar LGIP	LGIP1110	None	None	001 General Fund	5,840.78	5,860.71	5,860.71	19.93	N/A	1.500	N/A	1
Sub Total/Average 2. Government Pools					16,540,544.97	17,774,234.34	17,774,234.34	63,738.93	0.00	1.617		1
3.Money Market - Mutual Funds												
Wells Fargo Bank MM	MM0525	None	None	002 Water & Sewer Fund	25,630.10	0.00	0.00	0.00	0.00		N/A	
Wells Fargo Securities MM	MM4963	None	None	001 General Fund	190,567.26	216,855.64	216,855.64	658.28	N/A	1.340	N/A	1
Wells Fargo-3637 MM	MM3637	None	None	053 2011 GO Bonds - Town Creek Reg Det	1,428,437.18	139,446.34	139,446.34	1,532.67	N/A	1.340	N/A	1
Wells Fargo-4915 MM	MM4915	None	None	055 2012 Revenue Bonds	13,149.64	13,189.87	13,189.87	40.23	N/A	1.340	N/A	1

Description	CUSIP/Ticker	Credit Rating 1	Credit Rating 2	Portfolio Name	Beginning MV	Ending BV	Ending MV	Interest/ Dividends	Ending Market Accrued Interest	Ending YTM @ Cost	Maturity Date	Ending Days To Maturity
Wells Fargo-4917 MM	MM4917	None	None	057 2013 GO Bonds - Community Center	1,113,585.93	401,949.55	401,949.55	1,640.27	N/A	1.340	N/A	1
Wells Fargo-4917 MM	MM4917	None	None	056 2013 GO Bonds - Town Creek	81,701.87	69,651.74	69,651.74	325.40	N/A	1.340	N/A	1
Sub Total/Average 3. Money Market - Mutual Funds					2,853,071.98	841,093.14	841,093.14	4,196.85	0.00	1.340		1
4. Certificate of Deposit												
Schertz Bank & Trust1.62 2/25/2018	CD4478	None	None	002 Water & Sewer Fund	250,000.00	0.00	0.00	2,008.44	0.00		02/25/2018	
Schertz Bank & Trust1.62 3/4/2018	CD4482	None	None	059 2014 GO bonds - Road improvements	500,000.00	0.00	0.00	4,039.26	0.00		03/04/2018	
Schertz Bank & Trust1.62 3/4/2018	CD4482	None	None	064 2017 Certificates of Obligation	500,000.00	0.00	0.00	4,039.26	0.00		03/04/2018	
Schertz Bank & Trust1.91 6/11/2018	CD4530	None	None	053 2011 GO Bonds - Town Creek Reg Det	0.00	500,000.00	500,000.00	0.00	470.96	1.910	06/11/2018	72
Schertz Bank & Trust1.91 6/11/2018	CD4531	None	None	003 Debt Service Fund	0.00	750,000.00	750,000.00	0.00	706.44	1.910	06/11/2018	72
Schertz Bank & Trust2.07 7/2/2018	CD4513	None	None	001 General Fund	0.00	1,000,000.00	1,000,000.00	0.00	4,933.97	2.070	07/02/2018	93
Schertz Bank & Trust2.18 8/29/2018	CD4479	None	None	002 Water & Sewer Fund	500,000.00	500,000.00	500,000.00	0.00	6,390.68	2.180	08/29/2018	151
Schertz Bank & Trust2.18 8/29/2018	CD4479	None	None	040 Drainage Utility District	175,000.00	175,000.00	175,000.00	0.00	2,236.74	2.180	08/29/2018	151
Schertz Bank & Trust2.18 8/29/2018	CD4480	None	None	055 2012 Revenue Bonds	1,000,000.00	1,000,000.00	1,000,000.00	0.00	12,781.37	2.180	08/29/2018	151
Schertz Bank & Trust2.18 9/5/2018	CD4483	None	None	053 2011 GO Bonds - Town Creek Reg Det	500,000.00	500,000.00	500,000.00	0.00	6,181.64	2.180	09/05/2018	158
Schertz Bank & Trust2.18 9/5/2018	CD4483	None	None	059 2014 GO bonds - Road improvements	500,000.00	500,000.00	500,000.00	0.00	6,181.64	2.180	09/05/2018	158
Schertz Bank & Trust2.33 9/9/2018	CD4532	None	None	059 2014 GO bonds - Road improvements	0.00	500,000.00	500,000.00	0.00	574.52	2.330	09/09/2018	162
Schertz Bank & Trust2.33 9/9/2018	CD4532	None	None	057 2013 GO Bonds - Community Center	0.00	1,000,000.00	1,000,000.00	0.00	1,149.04	2.330	09/09/2018	162
Schertz Bank & Trust2.33 9/9/2018	CD4532	None	None	064 2017 Certificates of Obligation	0.00	500,000.00	500,000.00	0.00	574.52	2.330	09/09/2018	162
Schertz Bank & Trust2.73 1/3/2019	CD4512	None	None	001 General Fund	0.00	1,000,000.00	1,000,000.00	0.00	6,507.12	2.730	01/03/2019	278
Schertz Bank & Trust2.97 3/13/2019	CD4533	None	None	056 2013 GO Bonds - Town Creek	0.00	625,000.00	625,000.00	0.00	915.41	2.970	03/13/2019	347
Schertz Bank & Trust2.97 3/13/2019	CD4533	None	None	055 2012 Revenue Bonds	0.00	375,000.00	375,000.00	0.00	549.25	2.970	03/13/2019	347
Schertz Bank & Trust2.97 3/19/2019	CD4534	None	None	001 General Fund	0.00	500,000.00	500,000.00	0.00	488.22	2.970	03/19/2019	353
Schertz Bank & Trust 1.76 3/8/2018	CD4413	None	None	056 2013 GO Bonds - Town Creek	750,000.00	0.00	0.00	13,200.00	0.00		03/08/2018	
Schertz Bank & Trust 1.76 3/8/2018	CD4413	None	None	055 2012 Revenue Bonds	750,000.00	0.00	0.00	13,200.00	0.00		03/08/2018	
Schertz Bank & Trust 1.76 3/8/2018	CD4413	None	None	057 2013 GO Bonds - Community Center	1,000,000.00	0.00	0.00	17,600.00	0.00		03/08/2018	
Schertz Bank & Trust 1.76 9/6/2018	CD4411	None	None	001 General Fund	1,000,000.00	1,000,000.00	1,000,000.00	8,727.67	1,253.70	1.760	09/06/2018	159
Schertz Bank & Trust 1.77 3/31/2018	CD4304	None	None	001 General Fund	1,000,000.00	0.00	0.00	17,700.00	0.00		03/31/2018	
Schertz Bank & Trust 1.85 3/15/2018	CD4297	None	None	056 2013 GO Bonds - Town Creek	500,000.00	0.00	0.00	9,250.00	0.00		03/15/2018	
Schertz Bank & Trust 1.85 3/15/2018	CD4297	None	None	053 2011 GO Bonds - Town Creek Reg Det	500,000.00	0.00	0.00	9,250.00	0.00		03/15/2018	
Schertz Bank & Trust 2.16 1/3/2018	CD4285	None	None	001 General Fund	1,000,000.00	0.00	0.00	21,600.00	0.00		01/03/2018	
Schertz Bank & Trust 2.18 8/29/2018	CD4479-05	None	None	005 Economic Development Fund	75,000.00	75,000.00	75,000.00	0.00	958.60	2.180	08/29/2018	151
Sub Total/Average 4. Certificate of Deposit					10,500,000.00	10,500,000.00	10,500,000.00	120,614.63	52,853.82	2.291		180
5. Certificate of Deposit - Brokered												
Bank of Hope1.45 9/18/2018	062683AM9	None	None	057 2013 GO Bonds - Community Center	246,761.15	247,000.00	246,634.44	883.11	127.56	1.450	09/18/2018	171
BNY MELLON NA INSTL CTF 1.65 10/30/2018	05584CC61	None	None	053 2011 GO Bonds - Town Creek Reg Det	0.00	245,000.00	244,731.72	0.00	664.52	1.650	10/30/2018	213
Capital One Bank USA 1.35 8/23/2018	140420W89	None	None	056 2013 GO Bonds - Town Creek	247,652.06	248,000.00	247,622.54	1,687.76	330.21	1.350	08/23/2018	145
Connectone Bank 1 2/28/2018	20786ABK0	None	None	056 2013 GO Bonds - Town Creek	247,979.42	0.00	0.00	414.47	0.00		02/28/2018	
DISCOVER BK GREENWOOD DEL 1.8 1/31/2019	254673LV6	None	None	057 2013 GO Bonds - Community Center	0.00	245,000.00	244,622.21	0.00	712.85	1.800	01/31/2019	306
Franklin Synergy Bank 1.1 6/28/2018	35471TCX8	None	None	056 2013 GO Bonds - Town Creek	247,478.21	248,000.00	247,670.16	672.65	22.42	1.100	06/28/2018	89
Goldman Sachs Bank USA 1.35 6/6/2018	38148PNW3	None	None	057 2013 GO Bonds - Community Center	247,840.04	248,000.00	247,899.81	0.00	1,889.56	1.350	06/06/2018	67
LIVE OAK BANKING COMPANY 1.65 8/9/2018	538036DJ0	None	None	057 2013 GO Bonds - Community Center	0.00	245,000.00	244,954.92	221.51	332.26	1.650	08/09/2018	131
Midland States Bank 1.1 5/29/2018	59774QFD9	None	None	057 2013 GO Bonds - Community Center	247,609.40	248,000.00	247,824.17	1,375.21	231.69	1.100	05/29/2018	59
SOUTHWEST NATIONAL BANK WICHITA 2 8/2/2019	845182BE3	None	None	056 2013 GO Bonds - Town Creek	0.00	245,000.00	244,244.66	375.89	389.32	2.000	08/02/2019	489
STATE BK & TR CO 1.75 12/31/2018	855898BL5	None	None	057 2013 GO Bonds - Community Center	0.00	245,000.00	244,673.17	669.55	352.40	1.750	12/31/2018	275
UNITED BANKERS BANK BLOOMINGTON1.9 6/17/2019	909557HA1	None	None	055 2012 Revenue Bonds	0.00	245,000.00	244,194.44	357.10	191.30	1.900	06/17/2019	443

Description	CUSIP/Ticker	Credit Rating 1	Credit Rating 2	Portfolio Name	Beginning MV	Ending BV	Ending MV	Interest/ Dividends	Ending Market Accrued Interest	Ending YTM @ Cost	Maturity Date	Ending Days To Maturity
WASHINGTON FEDERAL PRIMARY 1.65 10/12/2018	938828AP5	None	None	053 2011 GO Bonds - Town Creek Reg Det	0.00	245,000.00	244,799.84	310.11	210.43	1.650	10/12/2018	195
WELLS FARGO BK NA SIOUX FALLS 1.9 3/1/2019	949763MZ6	None	None	057 2013 GO Bonds - Community Center	0.00	245,000.00	244,720.46	752.46	0.00	1.900	03/01/2019	335
Sub Total/Average 5. Certificate of Deposit - Brokered					1,485,320.28	3,199,000.00	3,194,592.54	7,719.82	5,454.52	1.587		224
6. US Government Agencies												
FHLB 1.05 4/29/2019	313382TN3	S&P-AA+	Moody's-Aaa	064 2017 Certificates of Obligation	0.00	494,997.37	493,923.50	0.00	2,216.67	1.990	04/29/2019	394
Sub Total/Average 6. US Government Agencies					0.00	494,997.37	493,923.50	0.00	2,216.67	1.990		394
7. Municipal Bonds												
Austin TX Txbl CO 1.758 9/1/2018	0523966K9	S&P-AAA	None	056 2013 GO Bonds - Town Creek	0.00	315,271.82	314,880.30	2,768.85	461.48	1.551	09/01/2018	154
AZ ST Transprt Brd Hwy 1.631 7/1/2018	040654UZ6	S&P-AA+	None	053 2011 GO Bonds - Town Creek Reg Det	0.00	800,000.00	799,224.00	0.00	3,262.00	1.631	07/01/2018	92
Bossier Parish SD 2 3/1/2018	100272LG6	S&P-AA-	None	056 2013 GO Bonds - Town Creek	100,071.00	0.00	0.00	1,000.00	0.00		03/01/2018	
Dallas TX ISD 4.25 2/15/2019	235308QJ5	S&P-AAA	Moody's-Aaa	056 2013 GO Bonds - Town Creek	0.00	408,144.12	406,816.00	0.00	2,172.22	1.901	02/15/2019	321
Frederick MD Rfdg - Taxable 2 3/1/2018	355748SA3	Moody's-Aa1	S&P-AA+	053 2011 GO Bonds - Town Creek Reg Det	250,112.50	0.00	0.00	2,500.00	0.00		03/01/2018	
Friendswood Tx GO 2 3/1/2018	358568TB9	S&P-AA+	None	056 2013 GO Bonds - Town Creek	200,124.00	0.00	0.00	2,000.00	0.00		03/01/2018	
Hurst Euless Bedford TX ISD 1.427 8/15/2018	447819DU4	S&P-AAA	None	031 Drainage Impact Fees	124,833.75	125,015.51	124,800.00	891.87	227.92	1.393	08/15/2018	137
Hurst Euless Bedford TX ISD 1.427 8/15/2018	447819DU4	S&P-AAA	None	029 Traffic Impact Fees	124,833.75	125,015.51	124,800.00	891.88	227.92	1.393	08/15/2018	137
Mckinney TX Community Development 1.547 8/15/2018	581743AC5	S&P-AA-	None	059 2014 GO bonds - Road improvements	0.00	189,911.09	189,365.40	1,469.65	375.58	1.671	08/15/2018	137
N Texas Municipal Water4.563 9/1/2018	662903KV4	None	None	056 2013 GO Bonds - Town Creek	0.00	505,182.15	504,960.00	0.00	1,901.25	2.051	09/01/2018	154
Oklahoma City Taxable 2 3/1/2018	678519UA5	Moody's-Aaa	S&P-AAA	056 2013 GO Bonds - Town Creek	250,120.00	0.00	0.00	2,500.00	0.00		03/01/2018	
PORT HOUSTON TX5 10/1/2019	7342603Y6	S&P-AAA	None	056 2013 GO Bonds - Town Creek	0.00	260,488.50	260,060.00	0.00	6,250.00	2.151	10/01/2019	549
Port of Corpus Christi 1.854 12/1/2018	733911BJ9	S&P-A+	None	056 2013 GO Bonds - Town Creek	500,085.00	500,840.37	499,150.00	0.00	3,090.00	1.600	12/01/2018	245
Port of Corpus Christi 1.854 12/1/2018	733911BJ9	S&P-A+	None	055 2012 Revenue Bonds	500,085.00	500,840.37	499,150.00	0.00	3,090.00	1.600	12/01/2018	245
SAN ANTONIO TX ISD 4.183 8/15/2019	796269TT5	None	None	056 2013 GO Bonds - Town Creek	0.00	257,375.68	256,187.50	5,228.75	1,336.24	2.000	08/15/2019	502
Texas St Tech Univ 1.804 2/15/2019	882806EL2	S&P-AA	None	059 2014 GO bonds - Road improvements	0.00	74,873.00	74,661.75	0.00	172.88	2.000	02/15/2019	321
Texas St Tech Univ 1.804 2/15/2019	882806EL2	S&P-AA	None	062 2015 GO Bonds - Rd Improv FM1103	0.00	149,745.99	149,323.50	0.00	345.77	2.000	02/15/2019	321
Sub Total/Average 7. Municipal Bonds					2,050,265.00	4,212,704.11	4,203,378.45	19,251.00	22,913.26	1.756		232
8. Cash on Hand - Petty Cash												
City of Cibolo Cash	CASH	None	None	001 General Fund	1,150.00	1,150.00	1,150.00	0.00	N/A	0.000	N/A	1
Utility Fund Cash	CASH02	None	None	002 Water & Sewer Fund	650.00	650.00	650.00	0.00	N/A	0.000	N/A	1
Sub Total/Average 8. Cash on Hand - Petty Cash					1,800.00	1,800.00	1,800.00	0.00	0.00	0.000		1
Total / Average					41,642,297.02	40,706,987.53	40,692,180.54	226,458.92	83,438.27	1.742		93