



CITY OF CIBOLO, TEXAS

QUARTERLY INVESTMENT REPORT

Quarter Ending: September 30, 2017

| Investments | Prior | Current | | | | | | | |
|---------------------------|-------------------|-------------------|-------------------|------------------|-------------------|----------------|------------------------------------|-----------|-----|
| | Market Value | Market Value | Book Value | Accrued Interest | Interest Received | % of Portfolio | YTM @ Cost | WAM | |
| General Fund | 8,404,178 | 7,355,847 | 7,355,847 | 27,969 | 22,829 | 17.9% | 1.54 | 130 | |
| Debt Service Fund | 1,130,041 | 422,334 | 422,334 | 274 | 581 | 1.0% | 0.92 | 35 | |
| Economic Development Fund | 164,545 | 153,690 | 153,690 | - | 504 | 0.4% | 1.15 | 1 | |
| Water Fund | 3,811,127 | 3,798,296 | 3,798,296 | 1,789 | 6,601 | 9.2% | 1.18 | 76 | |
| Special Fund | 5,895,088 | 6,466,347 | 6,466,347 | - | 19,593 | 15.7% | 1.00 | 1 | |
| Capital Fund | 27,753,873 | 22,914,291 | 22,916,630 | 40,305 | 77,967 | 55.7% | 1.25 | 70 | |
| Total | 47,158,851 | 41,110,805 | 41,113,144 | 70,336 | 128,076 | 100.0% | 1.248 | 70 | |
| | | | | | | | Benchmark rate: six month treasury | 1.19 | 182 |
| | | | | | | | one year treasury | 1.32 | 365 |

This report is in compliance with the approved investment policies and strategies.

City Manager, Investment Officer

Date

Director of Finance, Investment Officer

Date

Reporting Period: 07/01/2017-09/30/2017

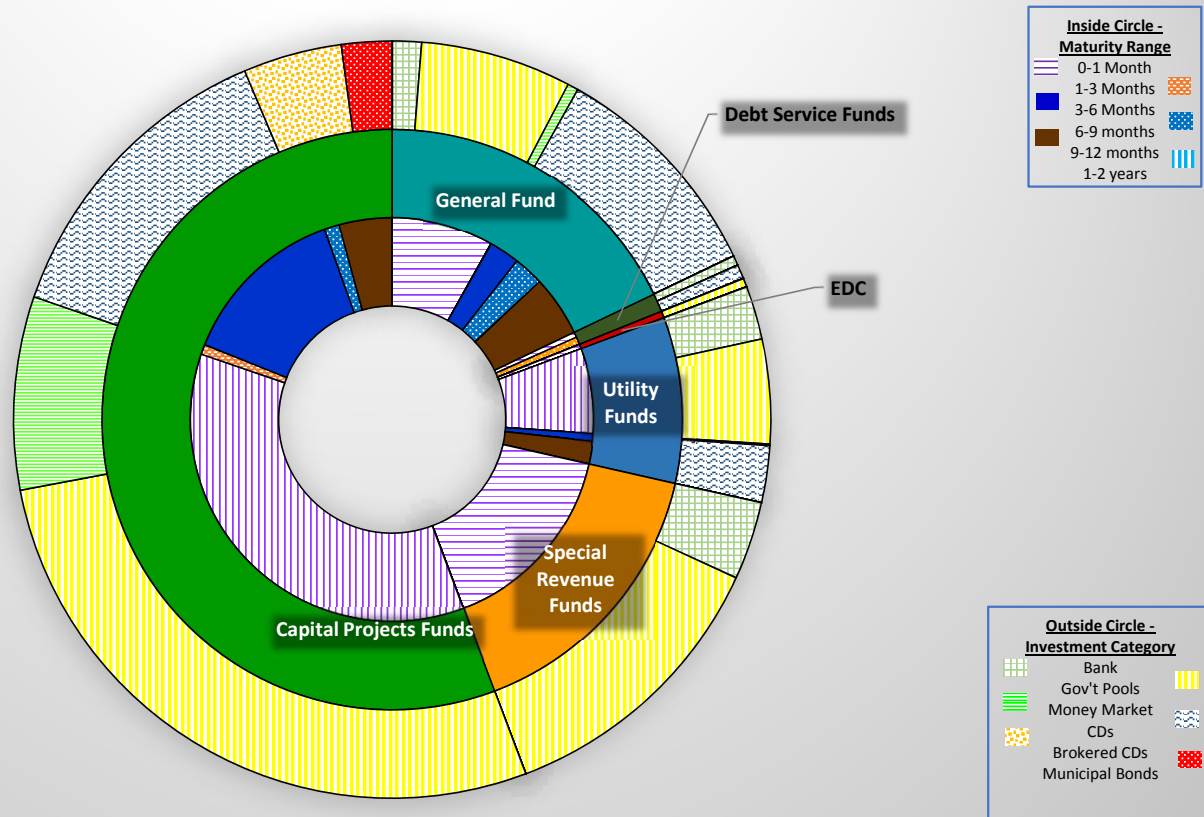


CITY OF CIBOLO, TEXAS

QUARTERLY INVESTMENT REPORT

Quarter Ending: September 30, 2017

Combined Portfolio



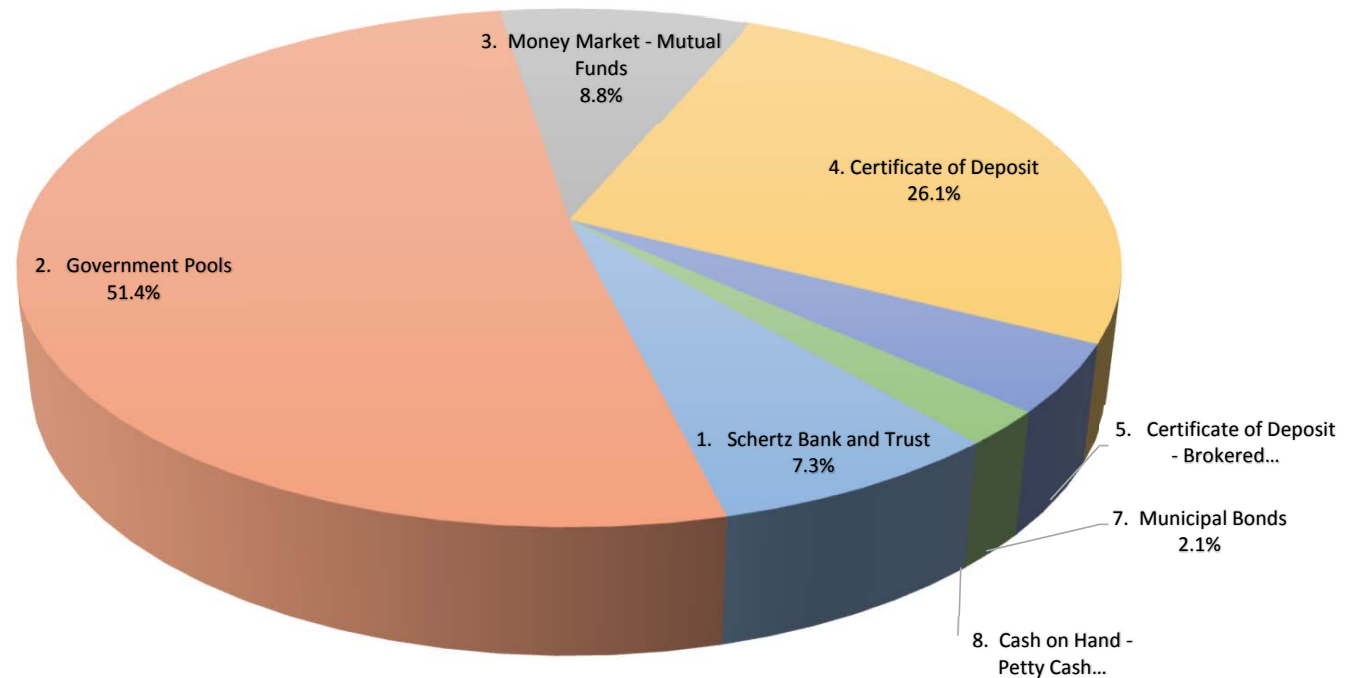


CITY OF CIBOLO, TEXAS

QUARTERLY INVESTMENT REPORT

Quarter Ending: September 30, 2017

Portfolio holdings distribution by asset category



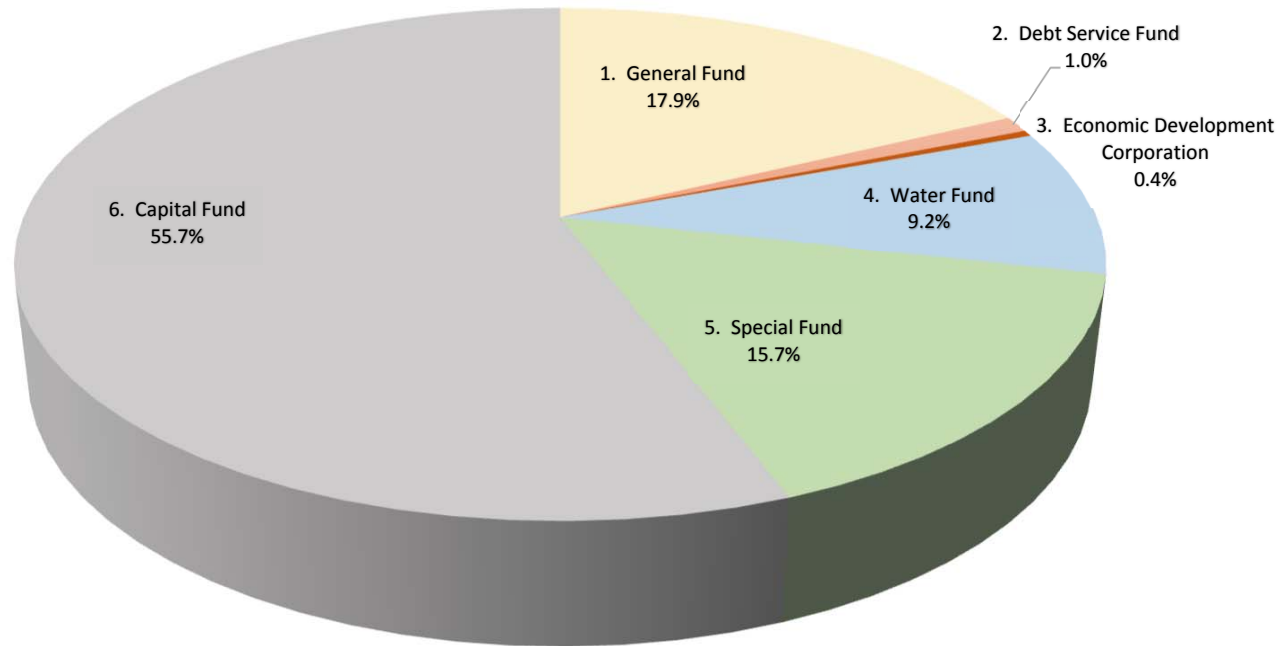


CITY OF CIBOLO, TEXAS

QUARTERLY INVESTMENT REPORT

Quarter Ending: September 30, 2017

Portfolio Holdings Distribution by Asset Class



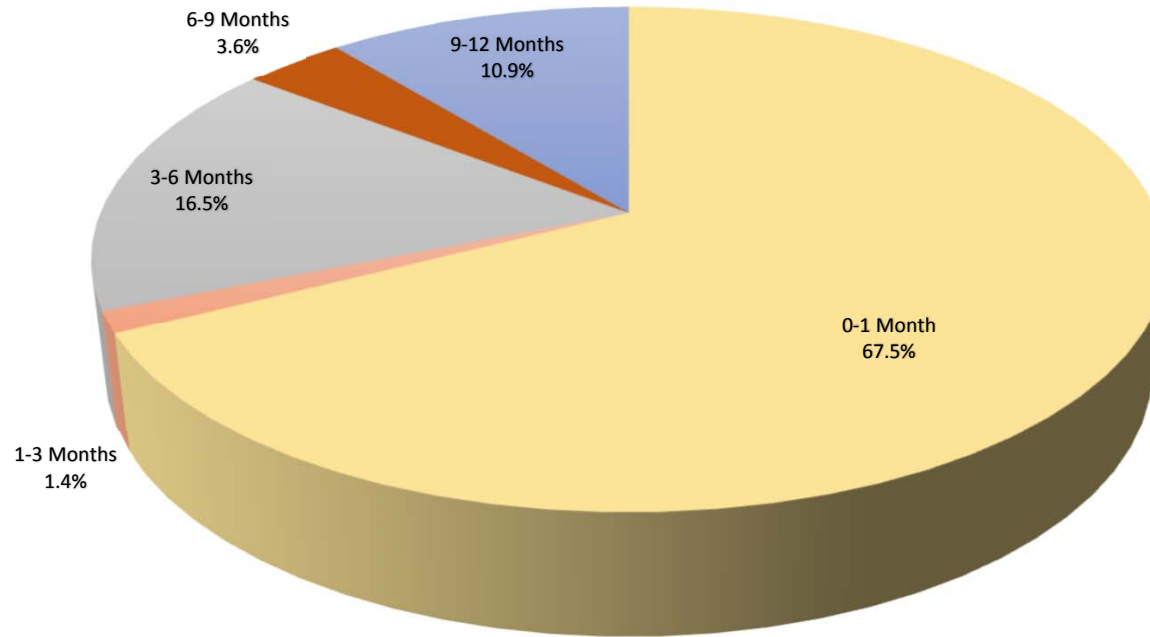


CITY OF CIBOLO, TEXAS

QUARTERLY INVESTMENT REPORT

Quarter Ending: September 30, 2017

Portfolio Holdings Distribution by Maturity Range



City of Cibolo
 QUARTERLY Investment Report
 Report Format: By Transaction
 Group By: Asset Category
 Portfolio / Report Group: All Portfolios
 Begin Date: 6/30/2017, End Date: 9/30/2017

| Description | CUSIP/Ticker | Credit Rating 1 | Credit Rating 2 | Portfolio Name | Beginning MV | Ending BV | Ending MV | Interest/Dividends | Ending Market Accrued Interest | Ending YTM @ Cost | Maturity Date | Ending Days To Maturity |
|--|--------------|-----------------|-----------------|--|---------------------|---------------------|---------------------|--------------------|--------------------------------|-------------------|---------------|-------------------------|
| 1. Schertz Bank and Trust | | | | | | | | | | | | |
| Schertz Bank & Trust - 5046 MM | MM5046 | None | None | 033 Court Technology Fees | 13,567.48 | 12,258.98 | 12,258.98 | 13.79 | N/A | 0.450 | N/A | 1 |
| Schertz Bank & Trust - 5046 MM | MM5046 | None | None | 035B Police - Forfeiture Account | 2,612.24 | 2,615.13 | 2,615.13 | 2.89 | N/A | 0.450 | N/A | 1 |
| Schertz Bank & Trust - 5046 MM | MM5046 | None | None | 035A Police - Federal Forfeiture | 26.87 | 26.90 | 26.90 | 0.03 | N/A | 0.450 | N/A | 1 |
| Schertz Bank & Trust - 5046 MM | MM5046 | None | None | 038 Child Safety Program | 80,772.98 | 86,442.17 | 86,442.17 | 93.27 | N/A | 0.450 | N/A | 1 |
| Schertz Bank & Trust - 5046 MM | MM5046 | None | None | 036 Police Education Funds | 7,476.57 | 7,484.82 | 7,484.82 | 8.25 | N/A | 0.450 | N/A | 1 |
| Schertz Bank & Trust - 5046 MM | MM5046 | None | None | 037 Police Special Fund | 7,384.27 | 7,187.70 | 7,187.70 | 7.93 | N/A | 0.450 | N/A | 1 |
| Schertz Bank & Trust - 5046 MM | MM5046 | None | None | 034 Court Security Fees | 22,890.02 | 23,374.45 | 23,374.45 | 25.54 | N/A | 0.450 | N/A | 1 |
| Schertz Bank & Trust - 5763 MM | MM5763 | None | None | 024 Waste Water Impact Fees | 28,999.96 | 326,577.11 | 326,577.11 | 136.52 | N/A | 0.450 | N/A | 1 |
| Schertz Bank & Trust - 5763 MM | MM5763 | None | None | 022 Water Impact Fees | 23,726.56 | 82,143.20 | 82,143.20 | 44.70 | N/A | 0.450 | N/A | 1 |
| Schertz Bank & Trust - 5763 MM | MM5763 | None | None | 031 Drainage Impact Fees | 182,673.01 | 462,464.50 | 462,464.50 | 289.02 | N/A | 0.450 | N/A | 1 |
| Schertz Bank & Trust - 5763 MM | MM5763 | None | None | 032 Park Land Fees | 118,592.24 | 132,584.25 | 132,584.25 | 133.27 | N/A | 0.450 | N/A | 1 |
| Schertz Bank & Trust - 5763 MM | MM5763 | None | None | 029 Traffic Impact Fees | 85,797.26 | 179,669.35 | 179,669.35 | 123.57 | N/A | 0.450 | N/A | 1 |
| Schertz Bank & Trust - 5763 MM | MM5763 | None | None | 030 Street Impact Fees | 35,441.35 | 48,657.55 | 48,657.55 | 42.76 | N/A | 0.450 | N/A | 1 |
| Schertz Bank & Trust - Payroll MM | MM5810 | None | None | 001 General Fund | 3,745.36 | 1,962.85 | 1,962.85 | 22.49 | N/A | 0.450 | N/A | 1 |
| Schertz Bank & Trust MM | MM5801 | None | None | 003 Debt Service Fund | 1,130,040.75 | 172,334.27 | 172,334.27 | 581.43 | N/A | 0.450 | N/A | 1 |
| Schertz Bank & Trust-5712 MM | MM5712 | None | None | 021 Cibolofest | 3,832.54 | 6,215.70 | 6,215.70 | 19.91 | N/A | 0.450 | N/A | 1 |
| Schertz Bank & Trust-5712 MM | MM5712 | None | None | 001 General Fund | 458,686.93 | 502,386.32 | 502,386.32 | 1,198.46 | N/A | 0.450 | N/A | 1 |
| Schertz Bank & Trust-5720 MM | MM5720 | None | None | 040 Drainage Utility District | 181,180.94 | 52,979.97 | 52,979.97 | 144.72 | N/A | 0.450 | N/A | 1 |
| Schertz Bank & Trust-5720 MM | MM5720 | None | None | 002 Water & Sewer Fund | 1,664,870.14 | 887,473.96 | 887,473.96 | 1,341.92 | N/A | 0.450 | N/A | 1 |
| Sub Total/Average 1. Schertz Bank and Trust | | | | | 4,052,317.47 | 2,994,839.18 | 2,994,839.18 | 4,230.47 | 0.00 | 0.450 | | 1 |
| 2. Government Pools | | | | | | | | | | | | |
| Texas CLASS LGIP | CLASS0001 | None | None | 001 General Fund | 506,130.27 | 507,684.63 | 507,684.63 | 1,554.36 | N/A | 1.250 | N/A | 1 |
| Texas CLASS LGIP | CLASS0002 | None | None | 002 Water & Sewer Fund | 506,130.27 | 507,684.63 | 507,684.63 | 1,554.36 | N/A | 1.250 | N/A | 1 |
| Texas CLASS LGIP | CLASS0004 | None | None | 055 2012 Revenue Bonds | 506,130.27 | 507,684.63 | 507,684.63 | 1,554.36 | N/A | 1.250 | N/A | 1 |
| Texas CLASS LGIP | CLASS0005 | None | None | 060 2015 GO Bonds-Rd Improv | 1,012,260.51 | 872,021.88 | 872,021.88 | 2,902.32 | N/A | 1.250 | N/A | 1 |
| Texas CLASS LGIP | CLASS0006 | None | None | 057 2013 GO Bonds - Community Center | 1,012,260.51 | 1,015,369.16 | 1,015,369.16 | 3,108.65 | N/A | 1.250 | N/A | 1 |
| Texas CLASS-0003 LGIP | CLASS0003 | None | None | 054 2011 GO Bonds - 2008 Proposition 4 | 506,130.30 | 0.00 | 0.00 | 507.46 | 0.00 | | N/A | 1 |
| Texas CLASS-0003 LGIP | CLASS0003 | None | None | 053 2011 GO Bonds - Town Creek Reg Det | 506,130.21 | 426,571.62 | 426,571.62 | 1,779.95 | N/A | 1.250 | N/A | 1 |
| Texas CLASS-0007 LGIP | CLASS0007 | None | None | 024 Waste Water Impact Fees | 205,059.74 | 205,689.48 | 205,689.48 | 629.74 | N/A | 1.250 | N/A | 1 |
| Texas CLASS-0007 LGIP | CLASS0007 | None | None | 032 Park Land Fees | 100,356.86 | 100,665.05 | 100,665.05 | 308.19 | N/A | 1.250 | N/A | 1 |
| Texas CLASS-0007 LGIP | CLASS0007 | None | None | 029 Traffic Impact Fees | 253,065.08 | 253,842.24 | 253,842.24 | 777.16 | N/A | 1.250 | N/A | 1 |
| Texas CLASS-0007 LGIP | CLASS0007 | None | None | 031 Drainage Impact Fees | 377,642.02 | 378,801.77 | 378,801.77 | 1,159.75 | N/A | 1.250 | N/A | 1 |
| Texas CLASS-0007 LGIP | CLASS0007 | None | None | 030 Street Impact Fees | 76,136.81 | 76,370.62 | 76,370.62 | 233.81 | N/A | 1.250 | N/A | 1 |
| TexPool - 0002 LGIP | LGIP0002 | None | None | 029 Traffic Impact Fees | 331,186.04 | 334,573.40 | 334,573.40 | 841.05 | N/A | 1.015 | N/A | 1 |
| TexPool - 0002 LGIP | LGIP0002 | None | None | 031 Drainage Impact Fees | 531,034.04 | 549,718.21 | 549,718.21 | 1,344.37 | N/A | 1.015 | N/A | 1 |
| TexPool - 0002 LGIP | LGIP0002 | None | None | 022 Water Impact Fees | 155,415.14 | 467,529.63 | 467,529.63 | 1,146.99 | N/A | 1.015 | N/A | 1 |
| TexPool - 0002 LGIP | LGIP0002 | None | None | 030 Street Impact Fees | 129,399.15 | 129,720.52 | 129,720.52 | 321.37 | N/A | 1.015 | N/A | 1 |
| TexPool - 0002 LGIP | LGIP0002 | None | None | 032 Park Land Fees | 397,648.18 | 163,873.88 | 163,873.88 | 782.19 | N/A | 1.015 | N/A | 1 |
| TexPool - 0002 LGIP | LGIP0002 | None | None | 024 Waste Water Impact Fees | 192,636.86 | 385,521.64 | 385,521.64 | 919.45 | N/A | 1.015 | N/A | 1 |
| TexPool - 0003 LGIP | LGIP0003 | None | None | 002 Water & Sewer Fund | 392,600.62 | 423,448.57 | 423,448.57 | 1,001.70 | N/A | 1.015 | N/A | 1 |
| TexPool - 0003 LGIP | LGIP0003 | None | None | 040 Drainage Utility District | 100,270.46 | 98,693.83 | 98,693.83 | 251.49 | N/A | 1.015 | N/A | 1 |
| TexPool - 0021 LGIP | LGIP0021 | None | None | 053 2011 GO Bonds - Town Creek Reg Det | 117,051.20 | 179,423.13 | 179,423.13 | 447.76 | N/A | 1.015 | N/A | 1 |
| TexPool - 0021 LGIP | LGIP0021 | None | None | 054 2011 GO Bonds - 2008 Proposition 4 | 203,815.21 | 15,707.81 | 15,707.81 | 290.00 | N/A | 1.015 | N/A | 1 |
| TexPool - 0023 LGIP | LGIP0023 | None | None | 056 2013 GO Bonds - Town Creek | 468,924.11 | 575,562.79 | 575,562.79 | 1,366.46 | N/A | 1.015 | N/A | 1 |
| TexPool - 0023 LGIP | LGIP0023 | None | None | 057 2013 GO Bonds - Community Center | 1,055,108.81 | 847,650.61 | 847,650.61 | 2,363.30 | N/A | 1.015 | N/A | 1 |
| TexPool - 0024 LGIP | LGIP0024 | None | None | 059 2014 GO bonds - Road improvements | 881,543.12 | 386,357.83 | 386,357.83 | 1,979.09 | N/A | 1.015 | N/A | 1 |
| TexPool - 0024 LGIP | LGIP0024 | None | None | 058 2014 GO bonds - Fire Station | 50,747.71 | 5,150.91 | 5,150.91 | 15.17 | N/A | 1.015 | N/A | 1 |
| TexPool - 0025 LGIP | LGIP0025 | None | None | 060 2015 GO Bonds-Rd Improv | 288,377.43 | 1,079,945.96 | 1,079,945.96 | 718.70 | N/A | 1.015 | N/A | 1 |
| TexPool - 0025 LGIP | LGIP0025 | None | None | 062 2015 GO Bonds - Rd Improv FM1103 | 99,278.31 | 99,619.67 | 99,619.67 | 341.36 | N/A | 1.015 | N/A | 1 |
| TexPool - 0025 LGIP | LGIP0025 | None | None | 061 2015 GO Bonds - Fire Station 3 | 276,270.56 | 9,217.80 | 9,217.80 | 31.58 | N/A | 1.015 | N/A | 1 |
| TexPool - Prime LGIP | LGIP0003P | None | None | 002 Water & Sewer Fund | 88,247.37 | 88,522.97 | 88,522.97 | 275.60 | N/A | 1.264 | N/A | 1 |
| TexPool - Prime LGIP | LGIP0006P | None | None | 001 General Fund | 1,251,309.41 | 831,697.45 | 831,697.45 | 3,150.48 | N/A | 1.264 | N/A | 1 |
| TexPool - Prime LGIP | LGIP0022P | None | None | 055 2012 Revenue Bonds | 882,490.05 | 696,928.28 | 696,928.28 | 2,470.53 | N/A | 1.264 | N/A | 1 |
| TexPool - Prime LGIP | LGIP0026P | None | None | 063 2016 GO Bonds-Borgfeld | 509,361.39 | 131,471.09 | 131,471.09 | 1,066.85 | N/A | 1.264 | N/A | 1 |

| | | | | | | | | | | | | |
|---|-----------|------|------|--|----------------------|----------------------|----------------------|------------------|------------------|--------------|------------|------------|
| TexPool LGIP | LGIP0004 | None | None | 006 Capital/IT Replacement Fund | 75,508.49 | 82,858.61 | 82,858.61 | 190.12 | N/A | 1.015 | N/A | 1 |
| TexPool LGIP | LGIP0006 | None | None | 001 General Fund | 1,737,049.48 | 560,139.20 | 560,139.20 | 2,792.01 | N/A | 1.015 | N/A | 1 |
| TexPool LGIP | LGIP0009 | None | None | 002 Water & Sewer Fund | 165,337.82 | 0.00 | 0.00 | 276.76 | 0.00 | | N/A | 1 |
| TexPool LGIP | LGIP0011 | None | None | 007 2006 Tax Notes | 56,267.52 | 56,408.71 | 56,408.71 | 141.19 | N/A | 1.015 | N/A | 1 |
| TexPool LGIP | LGIP0013 | None | None | 005 Economic Development Fund | 87,824.99 | 68,784.22 | 68,784.22 | 263.94 | N/A | 1.015 | N/A | 1 |
| TexPool LGIP | LGIP0013P | None | None | 005 Economic Development Fund | 76,719.90 | 84,906.10 | 84,906.10 | 240.46 | N/A | 1.264 | N/A | 1 |
| TexPool LGIP | LGIP0014 | None | None | 039 Street - Drain Maintenance Tax | 403,615.97 | 338,452.80 | 338,452.80 | 1,122.05 | N/A | 1.015 | N/A | 1 |
| TexPool LGIP | LGIP0014P | None | None | 039 Street - Drain Maintenance Tax | 202,926.33 | 355,072.46 | 355,072.46 | 728.32 | N/A | 1.264 | N/A | 1 |
| TexPool LGIP | LGIP0018 | None | None | 002A Revenue Bond Requirement | 686,209.61 | 713,212.14 | 713,212.14 | 1,754.53 | N/A | 1.015 | N/A | 1 |
| TexPool LGIP | LGIP0022 | None | None | 055 2012 Revenue Bonds | 1,006,842.66 | 841,360.49 | 841,360.49 | 2,155.13 | N/A | 1.015 | N/A | 1 |
| TexPool LGIP | LGIP0026 | None | None | 063 2016 GO Bonds-Borgfeld | 1,034,397.65 | 1,297,689.03 | 1,297,689.03 | 1,955.33 | N/A | 1.015 | N/A | 1 |
| TexPool LGIP | LGIP0027 | None | None | 064 2017 Certificates of Obligation | 1,968,538.23 | 1,473,227.30 | 1,473,227.30 | 4,689.07 | N/A | 1.015 | N/A | 1 |
| TexPool Prime 0002 LGIP | LGIP0002P | None | None | 029 Traffic Impact Fees | 63,588.47 | 168,958.79 | 168,958.79 | 512.32 | N/A | 1.264 | N/A | 1 |
| TexPool Prime 0002 LGIP | LGIP0002P | None | None | 030 Street Impact Fees | 50,175.30 | 50,327.91 | 50,327.91 | 152.61 | N/A | 1.264 | N/A | 1 |
| TexPool Prime 0002 LGIP | LGIP0002P | None | None | 022 Water Impact Fees | 165,728.23 | 166,232.29 | 166,232.29 | 504.06 | N/A | 1.264 | N/A | 1 |
| TexPool Prime 0002 LGIP | LGIP0002P | None | None | 024 Waste Water Impact Fees | 212,951.24 | 213,598.93 | 213,598.93 | 647.69 | N/A | 1.264 | N/A | 1 |
| TexPool Prime 0002 LGIP | LGIP0002P | None | None | 031 Drainage Impact Fees | 339,266.47 | 342,864.86 | 342,864.86 | 1,039.69 | N/A | 1.264 | N/A | 1 |
| TexPool Prime 0002 LGIP | LGIP0002P | None | None | 032 Park Land Fees | 271,786.39 | 330,187.60 | 330,187.60 | 1,001.21 | N/A | 1.264 | N/A | 1 |
| TexPool Prime 0021 LGIP | LGIP0021P | None | None | 053 2011 GO Bonds - Town Creek Reg Det | 245,065.60 | 246,025.71 | 246,025.71 | 960.11 | N/A | 1.264 | N/A | 1 |
| TexPool Prime 0021 LGIP | LGIP0021P | None | None | 054 2011 GO Bonds - 2008 Proposition 4 | 200,410.48 | 0.00 | 0.00 | 417.22 | 0.00 | | N/A | 1 |
| TexPool Prime 0024 LGIP | LGIP0024P | None | None | 059 2014 GO bonds - Road improvements | 585,897.49 | 587,727.41 | 587,727.41 | 1,829.92 | N/A | 1.264 | N/A | 1 |
| TexPool Prime 0025 LGIP | LGIP0025P | None | None | 061 2015 GO Bonds - Fire Station 3 | 53,457.05 | 0.54 | 0.54 | 0.00 | N/A | 1.264 | N/A | 1 |
| TexPool Prime 0025 LGIP | LGIP0025P | None | None | 062 2015 GO Bonds - Rd Improv FM1103 | 56,519.24 | 56,731.16 | 56,731.16 | 211.92 | N/A | 1.264 | N/A | 1 |
| TexStar LGIP | LGIP1110 | None | None | 001 General Fund | 752,566.26 | 754,499.40 | 754,499.40 | 1,933.14 | N/A | 1.038 | N/A | 1 |
| Sub Total/Average 2. Government Pools | | | | | 24,468,798.89 | 21,141,987.35 | 21,141,987.35 | 62,714.40 | 0.00 | 1.121 | | 1 |
| 3. Money Market - Mutual Funds | | | | | | | | | | | | |
| Wells Fargo Bank MM | MM0525 | None | None | 002 Water & Sewer Fund | 25,630.10 | 25,630.10 | 25,630.10 | 0.00 | N/A | 0.000 | N/A | 1 |
| Wells Fargo Securities MM | MM4963 | None | None | 001 General Fund | 189,707.81 | 190,110.96 | 190,110.96 | 403.15 | N/A | 0.860 | N/A | 1 |
| Wells Fargo-3637 MM | MM3637 | None | None | 053 2011 GO Bonds - Town Creek Reg Det | 1,419,897.79 | 1,423,295.75 | 1,423,295.75 | 3,397.97 | N/A | 0.860 | N/A | 1 |
| Wells Fargo-3637 MM | MM3637 | None | None | 054 2011 GO Bonds - 2008 Proposition 4 | 529,839.13 | 1,721.13 | 1,721.13 | 371.00 | N/A | 0.860 | N/A | 1 |
| Wells Fargo-4915 MM | MM4915 | None | None | 055 2012 Revenue Bonds | 271,024.34 | 518,111.63 | 518,111.63 | 651.52 | N/A | 0.860 | N/A | 1 |
| Wells Fargo-4917 MM | MM4917 | None | None | 056 2013 GO Bonds - Town Creek | 432,347.21 | 585,386.16 | 585,386.16 | 1,082.16 | N/A | 0.860 | N/A | 1 |
| Wells Fargo-4917 MM | MM4917 | None | None | 057 2013 GO Bonds - Community Center | 1,004,436.06 | 861,888.82 | 861,888.82 | 2,006.05 | N/A | 0.860 | N/A | 1 |
| Sub Total/Average 3. Money Market - Mutual Funds | | | | | 3,872,882.43 | 3,606,144.55 | 3,606,144.55 | 7,911.85 | 0.00 | 0.854 | | 1 |
| 4. Certificate of Deposit | | | | | | | | | | | | |
| Schertz Bank & Trust 1.25 11/27/2017 | CD4477 | None | None | 003 Debt Service Fund | 0.00 | 250,000.00 | 250,000.00 | 0.00 | 273.97 | 1.250 | 11/27/2017 | 58 |
| Schertz Bank & Trust 1.62 2/25/2018 | CD4478 | None | None | 002 Water & Sewer Fund | 0.00 | 250,000.00 | 250,000.00 | 0.00 | 355.07 | 1.620 | 02/25/2018 | 148 |
| Schertz Bank & Trust 1.62 3/4/2018 | CD4482 | None | None | 059 2014 GO bonds - Road improvements | 0.00 | 500,000.00 | 500,000.00 | 0.00 | 554.79 | 1.620 | 03/04/2018 | 155 |
| Schertz Bank & Trust 1.62 3/4/2018 | CD4482 | None | None | 064 2017 Certificates of Obligation | 0.00 | 500,000.00 | 500,000.00 | 0.00 | 554.79 | 1.620 | 03/04/2018 | 155 |
| Schertz Bank & Trust 2.18 8/29/2018 | CD4479 | None | None | 040 Drainage Utility District | 0.00 | 175,000.00 | 175,000.00 | 0.00 | 334.47 | 2.180 | 08/29/2018 | 333 |
| Schertz Bank & Trust 2.18 8/29/2018 | CD4479 | None | None | 005 Economic Development Fund | 0.00 | 75,000.00 | 75,000.00 | 0.00 | 143.34 | 2.180 | 08/29/2018 | 333 |
| Schertz Bank & Trust 2.18 8/29/2018 | CD4479 | None | None | 002 Water & Sewer Fund | 0.00 | 500,000.00 | 500,000.00 | 0.00 | 955.62 | 2.180 | 08/29/2018 | 333 |
| Schertz Bank & Trust 2.18 8/29/2018 | CD4480 | None | None | 055 2012 Revenue Bonds | 0.00 | 1,000,000.00 | 1,000,000.00 | 0.00 | 1,911.23 | 2.180 | 08/29/2018 | 333 |
| Schertz Bank & Trust 2.18 9/5/2018 | CD4483 | None | None | 053 2011 GO Bonds - Town Creek Reg Det | 0.00 | 500,000.00 | 500,000.00 | 0.00 | 746.58 | 2.180 | 09/05/2018 | 340 |
| Schertz Bank & Trust 2.18 9/5/2018 | CD4483 | None | None | 059 2014 GO bonds - Road improvements | 0.00 | 500,000.00 | 500,000.00 | 0.00 | 746.58 | 2.180 | 09/05/2018 | 340 |
| Schertz Bank & Trust 1.15 9/2/2017 | CD4408 | None | None | 001 General Fund | 500,000.00 | 0.00 | 0.00 | 2,883.15 | 0.00 | | 09/02/2017 | |
| Schertz Bank & Trust 1.15 9/2/2017 | CD4410 | None | None | 024 Waste Water Impact Fees | 250,000.00 | 0.00 | 0.00 | 1,441.58 | 0.00 | | 09/02/2017 | |
| Schertz Bank & Trust 1.15 9/2/2017 | CD4410 | None | None | 031 Drainage Impact Fees | 250,000.00 | 0.00 | 0.00 | 1,441.57 | 0.00 | | 09/02/2017 | |
| Schertz Bank & Trust 1.15 9/4/2017 | CD4412 | None | None | 053 2011 GO Bonds - Town Creek Reg Det | 500,000.00 | 0.00 | 0.00 | 2,851.46 | 0.00 | | 09/04/2017 | |
| Schertz Bank & Trust 1.15 9/4/2017 | CD4412 | None | None | 063 2016 GO Bonds-Borgfeld | 1,000,000.00 | 0.00 | 0.00 | 5,702.92 | 0.00 | | 09/04/2017 | |
| Schertz Bank & Trust 1.15 9/4/2017 | CD4412 | None | None | 059 2014 GO bonds - Road improvements | 500,000.00 | 0.00 | 0.00 | 2,851.46 | 0.00 | | 09/04/2017 | |
| Schertz Bank & Trust 1.15 9/4/2017 | CD4412 | None | None | 060 2015 GO Bonds-Rd Improv | 1,000,000.00 | 0.00 | 0.00 | 5,702.92 | 0.00 | | 09/04/2017 | |
| Schertz Bank & Trust 1.15 9/4/2017 | CD4412-39 | None | None | 039 Street - Drain Maintenance Tax | 250,000.00 | 0.00 | 0.00 | 1,425.73 | 0.00 | | 09/04/2017 | |
| Schertz Bank & Trust 1.52 8/27/2017 | CD4271R | None | None | 055 2012 Revenue Bonds | 1,000,000.00 | 0.00 | 0.00 | 3,831.70 | 0.00 | | 08/27/2017 | |
| Schertz Bank & Trust 1.76 3/8/2018 | CD4413 | None | None | 057 2013 GO Bonds - Community Center | 1,000,000.00 | 1,000,000.00 | 1,000,000.00 | 0.00 | 9,933.15 | 1.760 | 03/08/2018 | 159 |
| Schertz Bank & Trust 1.76 3/8/2018 | CD4413 | None | None | 055 2012 Revenue Bonds | 750,000.00 | 750,000.00 | 750,000.00 | 0.00 | 7,449.86 | 1.760 | 03/08/2018 | 159 |
| Schertz Bank & Trust 1.76 3/8/2018 | CD4413 | None | None | 056 2013 GO Bonds - Town Creek | 750,000.00 | 750,000.00 | 750,000.00 | 0.00 | 7,449.86 | 1.760 | 03/08/2018 | 159 |
| Schertz Bank & Trust 1.76 9/6/2018 | CD4411 | None | None | 001 General Fund | 1,000,000.00 | 1,000,000.00 | 1,000,000.00 | 8,872.33 | 1,205.48 | 1.760 | 09/06/2018 | 341 |
| Schertz Bank & Trust 1.77 3/31/2018 | CD4304 | None | None | 001 General Fund | 1,000,000.00 | 1,000,000.00 | 1,000,000.00 | 0.00 | 8,874.25 | 1.770 | 03/31/2018 | 182 |
| Schertz Bank & Trust 1.85 3/15/2018 | CD4297 | None | None | 056 2013 GO Bonds - Town Creek | 500,000.00 | 500,000.00 | 500,000.00 | 0.00 | 5,043.15 | 1.850 | 03/15/2018 | 166 |
| Schertz Bank & Trust 1.85 3/15/2018 | CD4297 | None | None | 053 2011 GO Bonds - Town Creek Reg Det | 500,000.00 | 500,000.00 | 500,000.00 | 0.00 | 5,043.15 | 1.850 | 03/15/2018 | 166 |
| Schertz Bank & Trust 2.16 1/3/2018 | CD4285 | None | None | 001 General Fund | 1,000,000.00 | 1,000,000.00 | 1,000,000.00 | 0.00 | 15,978.08 | 2.160 | 01/03/2018 | 95 |
| Sub Total/Average 4. Certificate of Deposit | | | | | 11,750,000.00 | 10,750,000.00 | 10,750,000.00 | 37,004.82 | 67,553.42 | 1.886 | | 215 |
| 5. Certificate of Deposit - Brokered | | | | | | | | | | | | |
| Ally Bank 0.8 8/25/2017 | 02006LYM9 | None | None | 056 2013 GO Bonds - Town Creek | 248,013.64 | 0.00 | 0.00 | 983.85 | 0.00 | | 08/25/2017 | |
| Bank of Hope 1.45 9/18/2018 | 062683AM9 | None | None | 057 2013 GO Bonds - Community Center | 0.00 | 247,000.00 | 246,901.69 | 0.00 | 117.75 | 1.450 | 09/18/2018 | 353 |

| | | | | | | | | | | | | |
|---|-----------|-------------|---------|--|----------------------|----------------------|----------------------|-------------------|------------------|--------------|------------|------------|
| Barclays Bank Delaware 1.15 9/18/2017 | 06740KJF5 | None | None | 055 2012 Revenue Bonds | 245,068.60 | 0.00 | 0.00 | 1,435.77 | 0.00 | | 09/18/2017 | |
| Capital One Bank USA 1.35 8/23/2018 | 140420W89 | None | None | 056 2013 GO Bonds - Town Creek | 247,887.90 | 248,000.00 | 247,776.30 | 1,660.24 | 348.56 | 1.350 | 08/23/2018 | 327 |
| Connectone Bank 1 2/29/2018 | 20786ABK0 | None | None | 056 2013 GO Bonds - Town Creek | 248,040.67 | 248,000.00 | 248,035.71 | 625.10 | 6.79 | 1.000 | 02/28/2018 | 151 |
| FBCBANK Corp Inc 0.75 11/28/2017 | 337478CL3 | None | None | 057 2013 GO Bonds - Community Center | 247,592.04 | 248,000.00 | 247,889.64 | 468.82 | 10.19 | 0.750 | 11/28/2017 | 59 |
| Franklin Synergy Bank 1.1 6/28/2018 | 35471TCX8 | None | None | 056 2013 GO Bonds - Town Creek | 247,394.14 | 248,000.00 | 247,520.62 | 687.60 | 14.95 | 1.100 | 06/28/2018 | 271 |
| Goldman Sachs Bank USA 1.35 6/6/2018 | 38148PNW3 | None | None | 057 2013 GO Bonds - Community Center | 0.00 | 248,000.00 | 248,029.26 | 0.00 | 220.14 | 1.350 | 06/06/2018 | 249 |
| Midland States Bank 1.1 5/29/2018 | 59774QFD9 | None | None | 057 2013 GO Bonds - Community Center | 247,530.78 | 248,000.00 | 247,632.96 | 1,352.79 | 246.64 | 1.100 | 05/29/2018 | 241 |
| Wells Fargo Bank 1 9/25/2017 | 9497482H9 | None | None | 057 2013 GO Bonds - Community Center | 247,952.63 | 0.00 | 0.00 | 625.10 | 0.00 | | 09/25/2017 | |
| Sub Total/Average 5. Certificate of Deposit - Brokered | | | | | 1,979,480.40 | 1,735,000.00 | 1,733,786.18 | 7,839.27 | 965.02 | 1.157 | | 236 |
| 7. Municipal Bonds | | | | | | | | | | | | |
| Bossier Parish SD 2 3/1/2018 | 100272LG6 | S&P-AA- | None | 056 2013 GO Bonds - Town Creek | 100,629.00 | 100,412.57 | 100,390.00 | 838.89 | 161.11 | 1.001 | 03/01/2018 | 152 |
| Bridgeport 2 8/15/2017 | 108326LL1 | S&P-A+ | None | 055 2012 Revenue Bonds | 10,010.60 | 0.00 | 0.00 | 100.00 | 0.00 | | 08/15/2017 | |
| Brooksmith Utility District 2 12/1/2017 | 112561DU6 | S&P-AA | None | 056 2013 GO Bonds - Town Creek | 80,332.00 | 80,134.13 | 80,128.80 | 0.00 | 528.89 | 1.000 | 12/01/2017 | 62 |
| Frederick MD Rtdg - Taxable 2 3/1/2018 | 355748SA3 | Moody's-Aa1 | S&P-AA+ | 053 2011 GO Bonds - Town Creek Reg Det | 250,777.50 | 250,975.44 | 250,487.50 | 2,500.00 | 402.78 | 1.051 | 03/01/2018 | 152 |
| Friendswood Tx GO 2 3/1/2018 | 358568TB9 | S&P-AA+ | None | 056 2013 GO Bonds - Town Creek | 201,132.00 | 200,718.08 | 200,734.00 | 1,933.33 | 322.22 | 1.130 | 03/01/2018 | 152 |
| Oklahoma City Taxable 2 3/1/2018 | 678519UA5 | Moody's-Aaa | S&P-AAA | 056 2013 GO Bonds - Town Creek | 250,762.50 | 251,133.02 | 250,507.50 | 2,500.00 | 402.78 | 0.898 | 03/01/2018 | 152 |
| Texas-C2-Ref-Txbl 0.718 8/1/2017 | 8827233S6 | Moody's-Aaa | S&P-AAA | 055 2012 Revenue Bonds | 139,928.60 | 0.00 | 0.00 | 502.60 | 0.00 | | 08/01/2017 | |
| Sub Total/Average 7. Municipal Bonds | | | | | 1,033,572.20 | 883,373.24 | 882,247.80 | 8,374.82 | 1,817.78 | 1.015 | | 144 |
| 8. Cash on Hand - Petty Cash | | | | | | | | | | | | |
| City of Cibolo Cash | CASH | None | None | 001 General Fund | 1,150.00 | 1,150.00 | 1,150.00 | 0.00 | N/A | 0.000 | N/A | 1 |
| Utility Fund Cash | CASH02 | None | None | 002 Water & Sewer Fund | 650.00 | 650.00 | 650.00 | 0.00 | N/A | 0.000 | N/A | 1 |
| Sub Total/Average 8. Cash on Hand - Petty Cash | | | | | 1,800.00 | 1,800.00 | 1,800.00 | 0.00 | 0.00 | 0.000 | | 1 |
| Total / Average | | | | | 47,158,851.39 | 41,113,144.32 | 41,110,805.06 | 128,075.63 | 70,336.22 | 1.248 | | 70 |